



Easter

with the



King



Teacher's Book

Welcome...

...to "Easter with the King!"

In this special program, we will see how people celebrate the royal family of Great Britain, here in this world, to give us more of an idea of how we can celebrate the death and resurrection of our King of Kings and Lord of Lords. He is also known as the Alpha and Omega, Immanuel, Light of the World, Morning Star, Prince of Peace, Wonderful Counselor, the Good Shepherd, the Way, the Anointed, the Bread of Life, the Great High Priest, Holy and Just, Lord of Glory, Messiah, Teacher, Truth, the Word of God, and after that great day, He was also named the Lamb of God and the Savior of the World. Get ready to decorate your church with castles, to prepare a banquet and have a week of royalty with your students and teachers, while having fun with games, the student books, crafts and other activities.

In the first Holy Week more than 2000 years ago, they placed a crown of thorns on Jesus' head. But He changed his crown of thorns for a crown of gold, which is worth more than the crown jewels of the United Kingdom. Thank you for taking a special week in your church so that we may celebrate our risen Lord and Savior this Easter and holy week, and let us give honor, glory and esteem to the King of Kings!




Thanks to all the team of Children are Important, and especially to Flor Boldo, Mike Kangas, Suki Kangas and Vickie Kangas who helped me write this material.

Kristina Franse

Table of Contents

Syllabus Overview	2-3
Extra Ideas.....	4-8
Song	9
Lesson 1.....	10-13
Lesson 2.....	14-17
Lesson 3.....	18-21
Lesson 4.....	22-27
Lesson 5.....	28-31
Certificate.....	25
Crowns.....	32



Syllabus Overview



Lesson 1

The Red Carpet
The Triumphant Entry



Luke
19:28-40



Lesson 2

Royal Banquets
The last supper



Luke
22:7-23



Lesson 3

Photographers not Invited
Spies against Jesus



Luke
20:20-26



Lesson 4

Honorific titles
The crucifixion



Luke
23:26-49



Lesson 5

Crown Jewels
The Resurrection



Luke
24:1-12

Crafts

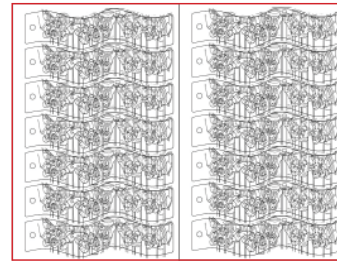
Memory Verse

"To him who sits on the throne and to the Lamb be praise and honor and glory and power, for ever and ever!"
Revelation 5:13



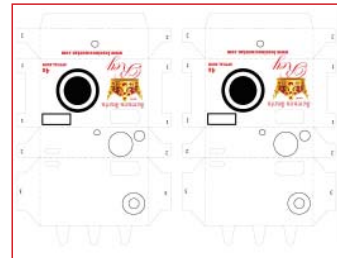
Memory Verse

"Jesus sent Peter and John, saying, 'Go and make preparations for us to eat the Passover.'" Luke 22:8



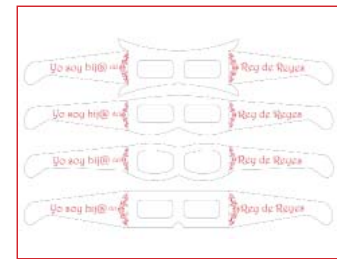
Memory Verse

"So the spies questioned him: 'Teacher, we know that you speak and teach what is right, and that you do not show partiality but teach the way of God in accordance with the truth.'" Luke 20:21



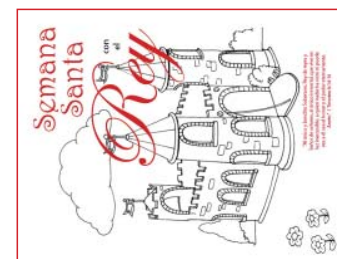
Memory Verse

"Therefore God exalted him to the highest place and gave him the name that is above every name, that at the name of Jesus every knee should bow, in heaven and on earth and under the earth," Philippians 2:9-10



Memory Verse

"And God raised us up with Christ and seated us with him in the heavenly realms in Christ Jesus, in order that in the coming ages he might show the incomparable riches of his grace, expressed in his kindness to us in Christ Jesus." Ephesians 2:6-7



Extra Ideas

We love sharing these ideas with you so we can give a touch of royalty to this Easter's classes.



Invitations

Invite your students to attend church, writing all the information date, place and time. If you personalize each invitation your students will feel very important on this date of great importance for Christians.

You will only need a castle-style pattern, cardboard or craft paper, pencil, scissors, ribbon and some glitter.



The steps are simple, print or draw the castle style pattern, cut it out and then draw and cut out the number of invitations you need, add some glitter and you're ready for a week with the King of Kings.



Or if you want INCREDIBLE invitations ... look at this idea with candy in a jar! There are no limits to your options.



Cardboard Castle

Get 7 cardboard boxes about the same size and a little yellow paint. Draw lines to go forming bricks in the cardboard box. For the roof of the castle, draw some rectangles and cut out every other rectangle (interspersed).



Selfie Photo Studio


What do you think? Prepare a set or photo studio to take pictures of your students, you can use a chair and put royal decorations around you!





Decorated Door

If you want to decorate the door of your church or classroom, a super simple idea that will look fabulous is to get some curtains of the color you prefer and place them in the entrance of your class, then add a sign that says "Welcome" or "King of Kings." To Make the sign you will need cardboard or long white bond paper, a black ink marker, scissors and a tape for the wall. If it is difficult for you to get curtains; you can use green plastic bags or the color you have available in your country. See the image to help you with the idea.



Or look at this idea to decorate your castle-style door, using cardboard and paper!





Royal Banquets

Prepare some snacks or food treats for your students, decorate some water bottles using some gold ribbon around the middle part of the bottle and add some plastic stones as if it were a jewel. You can prepare a table to serve the snacks with plates, glasses, tablecloths and napkins. Write small labels with the names of your students to put them in the seats, as if it were a reservation of the place. I can already imagine the face of your students of how honored they will feel! You could even teach the class there if your students are older.



Titles of Honor

For this idea you will need scissors, indelible black marker, and any of these materials that you can get because you will only need one: cloth, bond paper or celoseda tape of about 4 ".

Cut the fabric more or less 1.25m long, write their name on the fabric with the title Child of the King! It is a fabulous opportunity in this class you can invite other children who do not know Jesus and present them to Christ as their savior and King! You can also play trumpet-style music and deliver the fabric sash to each child. I do not know if it happens to you, but I get very excited about this activity!



Balloon Towers

How about putting together 4 balloon towers for the entrance of your church and placing a beautiful red carpet to welcome your students?

You will need 9 "or 7" round balloons we suggest white, blue or gold color, long balloons #270 white or yellow, cardboard or card stock or some long paper of gold and red color, scissors, glue, and curly ribbon.

Attach to the balloon towers the chains made with the balloons 270, and with the cardboard, form cones and attach them on the towers. Add flags and place the carpet on the floor that you can make with fabric or red papers. Surely the entrance will look great!

Check our YouTube page to see how to make a balloon tower.



The King of Kings

In Jerusalem we see our new king
On a donkey riding in majesty
With people spreading their palm leaves
To honor him, praising and worshipping

Jesus last supper with his disciples
was on Thursday.

It was a very special banquet,
designed by God Himself.

A modern royal banquet
can take a year to prepare.

But God had been preparing
Jesus' last supper

For over two thousand years!

The people were like paparazzi

Watching what Jesus did,
not missing anything

Sad news for paparazzi

They missed who Jesus is,

He's the King of Kings.

A modern prince or princess
can have a special title

Sometimes they have more than one.

But Jesus beats them all.

He has dozens of them

And during this special week,

He went to the cross and

earned one more...

The Lamb of God who takes away our sins!

A new king receives a new crown

The bigger the kingdom, the bigger it is

The crown Jesus received is biggest of all

All power and honor, all glory and blessing!





Lesson 1



The Red Carpet

The red carpet is used for the British royal family when they need a magnificent entrance, to grab everyone's attention and to signify "here comes someone special". Just as on earth we prepare the way for royalty, so our God in heaven prepared the "red carpet" for his son Jesus Christ. On his entrance into Jerusalem, the "red carpet" was laid out for our Lord Jesus Christ as the count-down started for the greatest event of all time. No one would be found seated as Queen Elizabeth walked down the red carpet, or as Prince William and his new bride Kate walked down the aisle. In the same way, no one was seated on that special day that Jesus was ushered into Jerusalem. The people made way, laid down palm leaves and their own clothing as the "red carpet" as they sang shouts of praise to our Lord, and the King of Kings. If the people had kept quiet, the rocks would have cried out!

The Triumphant Entry

Luke 19:28-40

After Jesus had said this, he went on ahead, going up to Jerusalem. As he approached Bethphage and Bethany at the hill called the Mount of Olives, he sent two of his disciples, saying to them, "Go to the village ahead of you, and as you enter it, you will find a colt tied there, which no one has ever ridden. Untie it and bring it here. If anyone asks you, 'Why are you untying it?' say, 'The Lord needs it.'"

Those who were sent ahead went and found it just as he had told them. As they were untying the colt, its owners asked them, "Why are you untying the colt?"

They replied, "The Lord needs it."

They brought it to Jesus, threw their cloaks on the colt and put Jesus on it. As he went along, people spread their cloaks on the road.

When he came near the place where the road goes down the



Mount of Olives, the whole crowd of disciples began joyfully to praise God in loud voices for all the miracles they had seen:

"Blessed is the king who comes in the name of the Lord!"

"Peace in heaven and glory in the highest!"

Some of the Pharisees in the crowd said to Jesus, "Teacher, rebuke your disciples!"

"I tell you," he replied, "if they keep quiet, the stones will cry out."

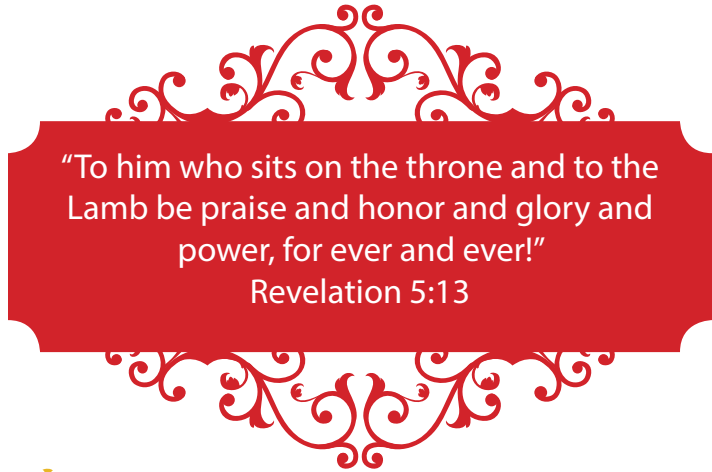




Activity

The red carpet:

Unroll a package or two of red crepe paper, or red thin paper in the classroom. The children take turns walking down the red carpet while the rest of the children in the class practice bowing and curtsying as they pass by.



"To him who sits on the throne and to the Lamb be praise and honor and glory and power, for ever and ever!"

Revelation 5:13



Craft

Kazoo (little trumpet)

With this trumpet, let's make noise to celebrate the entrance of the King of Kings!

1. Give a base kazoo to each child. Color the kazoos.
2. Fold following the dashed lines and place a piece of tissue paper over the small inner hole.
3. Insert the straps into the slits. The holes must be aligned with the tissue paper between them.
4. Hum and you blow through the trumpet to celebrate the entrance of the King of Kings!



Memory verse game



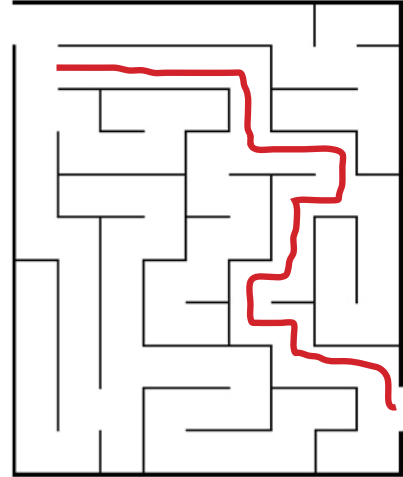
Hot Potato: Use any bag as the "hot potato" and place inside slips of paper with the individual words to the memory verse written on them. Have the kids sit in one large circle and start the music. When the music stops, that child pulls out one slip of paper from the paper bag. They can either tape it up to the board or just place it on the floor in the middle of the circle. Have the kids work together to put the memory verse in the correct order.





Student book answers:

E	R	S	D	I	S	C	I	P	L	E	S
A	P	H	O	S	A	N	N	A	O	A	I
B	R	A	N	C	H	E	S	T	R	S	N
P	A	N	K	O	N	G	R	D	T	G	
Y	I	N	E	A	Y	R	T	N	E	E	C
A	S	A	Y	T	B	R	E	D	I	R	O
J	E	S	U	S	R	O	A	D	C	K	T





Hosanna! The King is coming!

www.ChildrenAreImportant.Com

Do do do doooooo...

Do do do doooooo...

Hosanna! The King is coming!

www.ChildrenAreImportant.Com

13



Lesson 2



Royal Banquets

The preparations for a royal state banquet at Buckingham palace begin well over a year in advance, but the final setting of the tables and preparing of the meals starts around 5 days before the arrival of the guests. There is special protocol to follow, an exchanging of gifts, the state banquet with a 4-course meal, and not forgetting of course all the glorious speeches.

The King of Kings also prepared in advance the final banquet before His death and resurrection on that week that would change the world forever. God had a plan to save humanity with His son Jesus Christ, and they celebrated with a royal banquet. They found a great location, prepared special food, and arrived ready for the gifts, speeches and chosen food that had been prepared. During His speech, Jesus spoke of a new covenant through the shedding of his blood. This week would change everything. No longer do we need priests to approach the King of Kings for us. No longer do we need to shed the blood of a lamb to pay for our sins. Preparing a year in advance at Buckingham palace is nothing compared to the preparations God made for the King of Kings, because the table was prepared for the first Passover in Egypt over 3000 years ago! And during that first Holy Week, they celebrated Passover and "The Last Supper" because Jesus was creating a new covenant!

The last supper

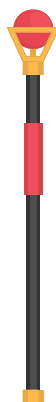
Luke 22:7-23

Then came the day of Unleavened Bread on which the Passover lamb had to be sacrificed. Jesus sent Peter and John, saying, "Go and make preparations for us to eat the Passover."

"Where do you want us to prepare for it?" they asked. He replied, "As you enter the city, a man carrying a jar of



water will meet you. Follow him to the house that he enters, and say to the owner of the house, 'The Teacher asks: Where is the guest room, where I may eat the Passover with my disciples?' He will show you a large room upstairs, all furnished. Make preparations there." They left and found things just as Jesus had told them. So they prepared the Passover. When the hour came, Jesus and his apostles reclined at the table. And he said to them, "I have eagerly desired to eat this Passover with you before I suffer. For I tell you, I will not eat it again until it finds fulfillment in the kingdom of God."



After taking the cup, he gave thanks and said, "Take this and divide it among you. 18 For I tell you I will not drink again from the fruit of the vine until the kingdom of God comes."

And he took bread, gave thanks and broke it, and gave it to them, saying, "This is my body given for you; do this in remembrance of me."

In the same way, after the supper he took the cup, saying, "This cup is the new covenant in my blood, which is poured out for you. But the hand of him who is going to betray me

is with mine on the table. The Son of Man will go as it has been decreed. But woe to that man who betrays him!" They began to question among themselves which of them it might be who would do this.



Activity

The banquet:

Give each child a piece of paper and the instructions to draw and color their favorite food, something that they would hope to eat at a banquet. You can also use magazine pictures of food, cut out ahead of time. Tape or glue all the pictures on a paper table. You can also lay them loosely on a table and allow the children to pass by and pretend to put their favorites on a plate. Older children would enjoy voting to find out the classes favorites.



Craft

Bookmark

Your students will enjoy decorating the bookmark with the drawing of the last supper of Jesus Christ.

1. Give a bookmark to each child. Have the children color their bookmarks.
2. Insert a small piece of ribbon into the hole.
3. Put a bead in the ribbon and tie a knot in the ribbon.



"Jesus sent Peter and John, saying, "Go and make preparations for us to eat the Passover."
Luke 22:8



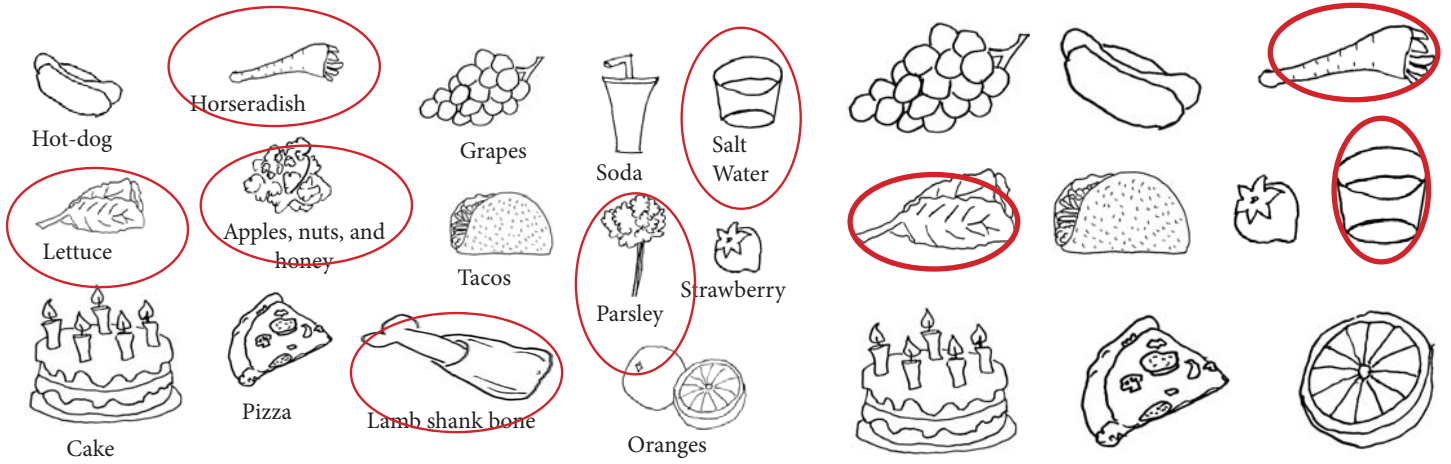
Memory verse game

One letter at a time: Write the first letter of each word of the memory verse on the board. Children then try to write the verse.

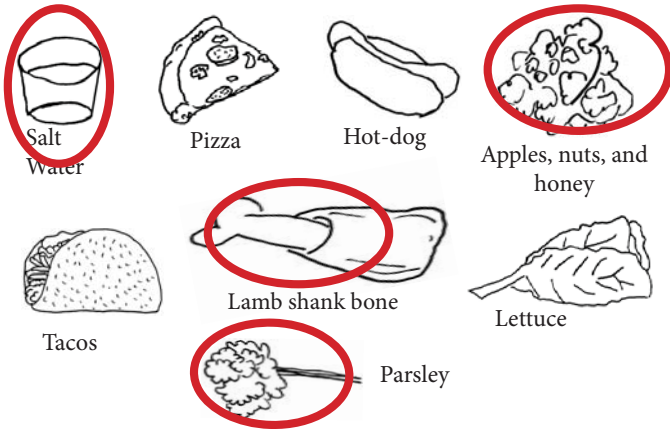



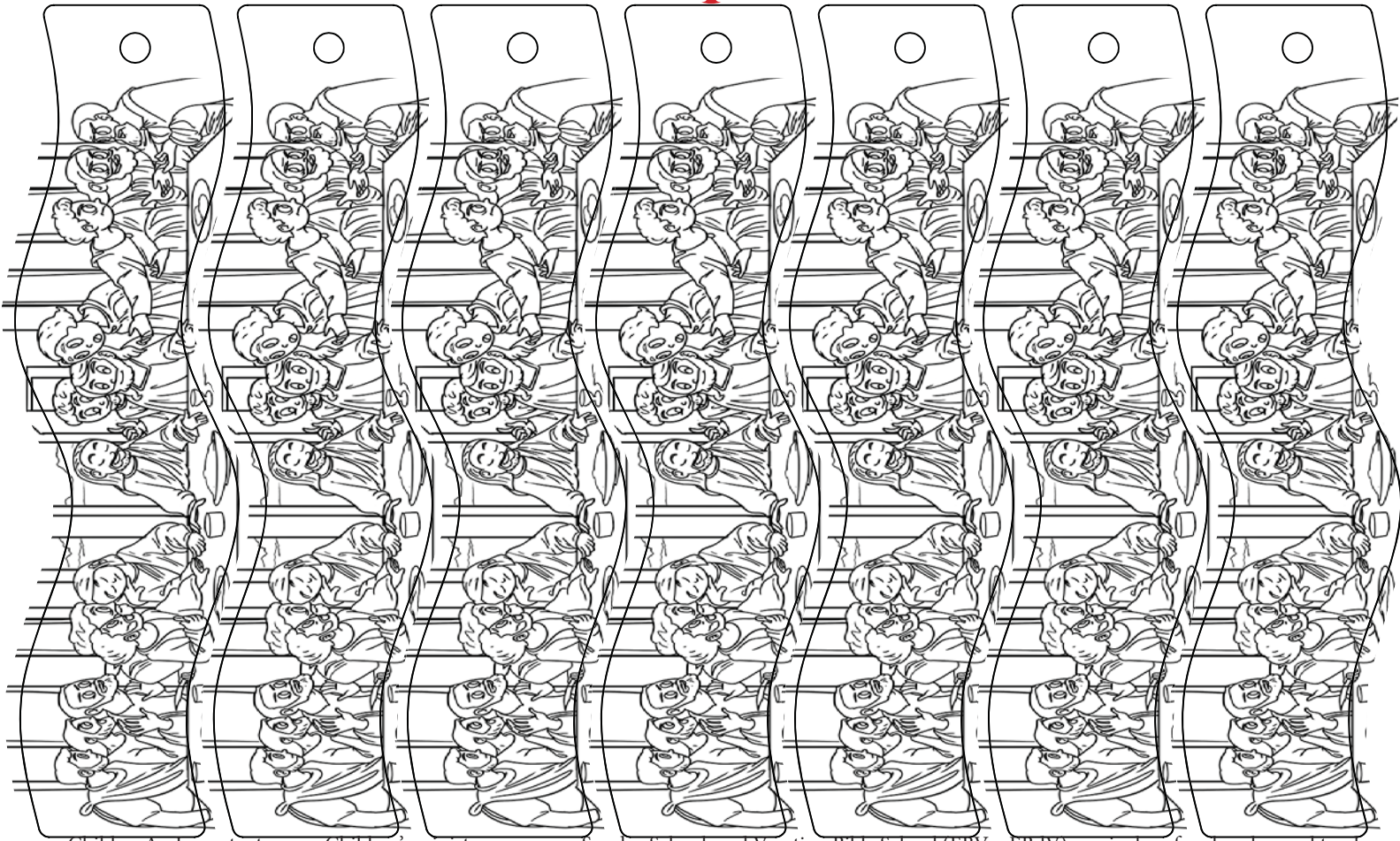
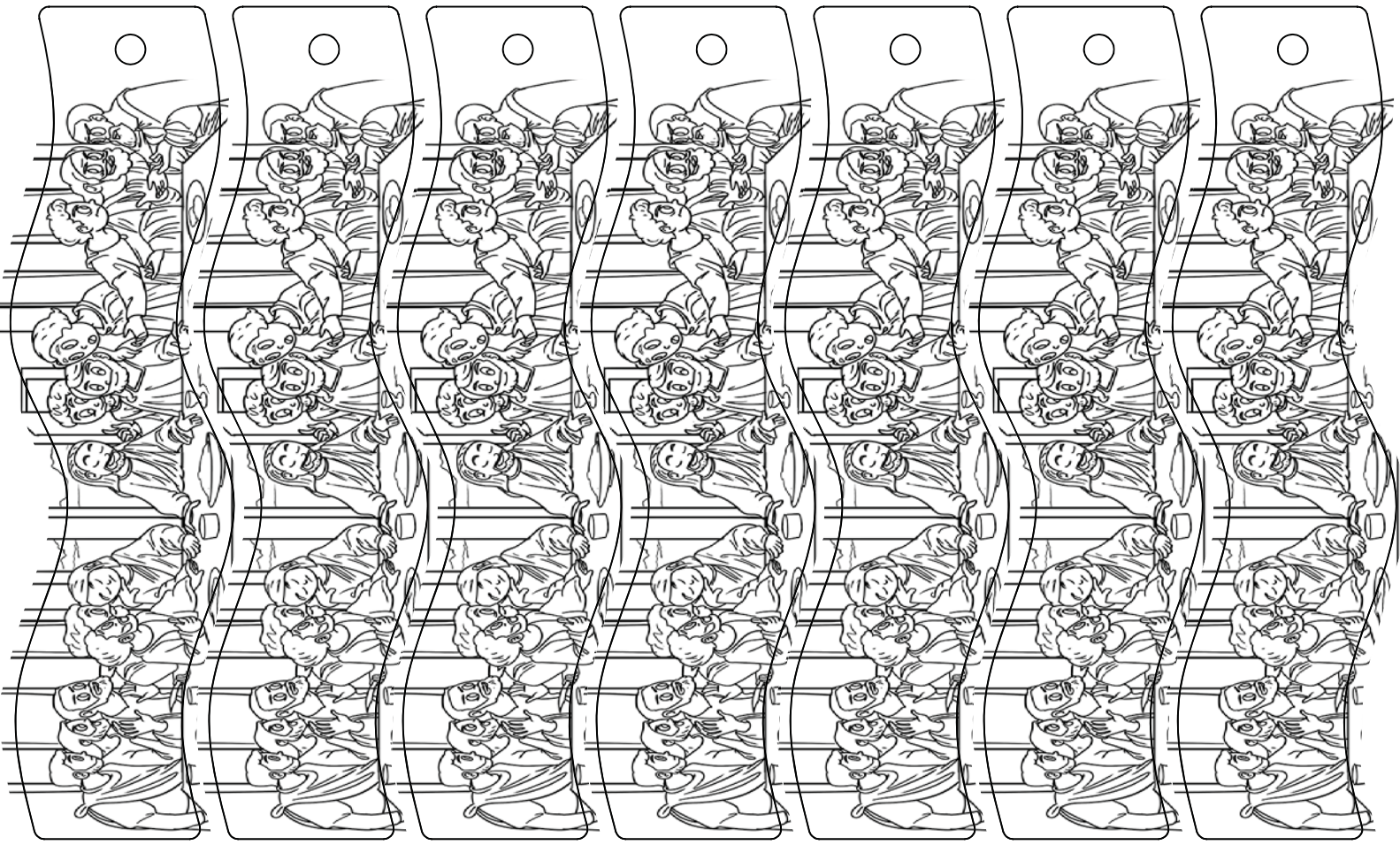


Student book answers:



S	T	D	L	T	R	A	I	T	O	R
M	R	C	O	A	N	L	A	M	B	R
L	A	B	A	N	Q	U	E	T	R	E
A	D	E	A	T	K	A	I	S	E	P
P	A	S	S	O	V	E	R	U	A	P
B	O	A	P	S	K	E	Y	S	D	U
H	L	U	S	E	H	C	E	E	P	S
B	C	P	U	S	A	D	U	J	E	R








Lesson 3



Photographers not Invited

The royal family of the United Kingdom doesn't always have it easy because they have an on-going war with one specific group of people. The "paparazzi" photographers have been sneaking pictures of the royal family for decades. Their motivation is money of course, because the whole world wants to see pictures of them. These photographers do not care how they obtain their pictures, justifying themselves as they sneak around in bushes, hide in the trunk (boot) of cars, and steal photos that they never had permission to take.

The King of Kings did not deal with paparazzi in his day, since cameras had not yet been invented, but he had no shortage of people who followed him everywhere, keeping a close watch on him and spying on him. His final week before his death and resurrection was no different, as they pretended to be honest, but hoped to catch Jesus in something he said so that they might take away his power and authority. Regardless of how these spies attacked our Lord, he was able to see through their duplicity, and avoid their evil plans. They were always astonished by his answer, and remained silent.



*denarius. Whose image and inscription are on it?"
"Caesar's," they replied.*

He said to them, "Then give back to Caesar what is Caesar's, and to God what is God's."

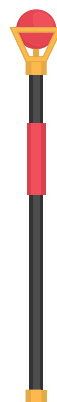
They were unable to trap him in what he had said there in public. And astonished by his answer, they became silent."

Spies against Jesus

Luke 20:20-26

"Keeping a close watch on him, they sent spies, who pretended to be sincere. They hoped to catch Jesus in something he said, so that they might hand him over to the power and authority of the governor. So the spies questioned him: "Teacher, we know that you speak and teach what is right, and that you do not show partiality but teach the way of God in accordance with the truth. Is it right for us to pay taxes to Caesar or not?"

He saw through their duplicity and said to them, "Show me a





Activity

Whose image?

Bring some coins to class and discuss whose picture is on them. Whose image is on you? Discuss together what similarities we have with God. Include creativity, enjoyment in making things, desire for social interaction, ability to hear, see, feel, etc.




Craft

Camera

People followed Jesus Christ on that day, just as the paparazzi follow the British royal family today. Let's decorate this camera to remember how famous our King of Kings is.

1. Give each child a camera base. Have them color the cameras, and they can draw a scene in the back.
2. Fold on the lines.
3. Insert the tabs into the opposite holes.
4. Fold and insert the tabs on the sides, following the numbers.



"So the spies questioned him: "Teacher, we know that you speak and teach what is right, and that you do not show partiality but teach the way of God in accordance with the truth." Luke 20:21



Memory verse game


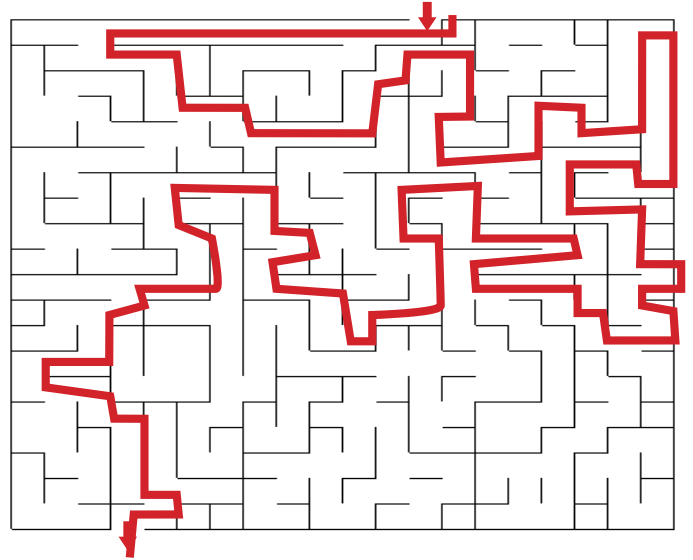
Jigsaw Puzzles: Have each child write a verse on a piece of colored paper, draw puzzle lines and cut out the pieces. (If time is limited, prepare puzzles ahead of time.) Have a race to see who can put their puzzle together the fastest. The winner is the first student or team to stand and recite the verse out loud when their puzzle is finished.

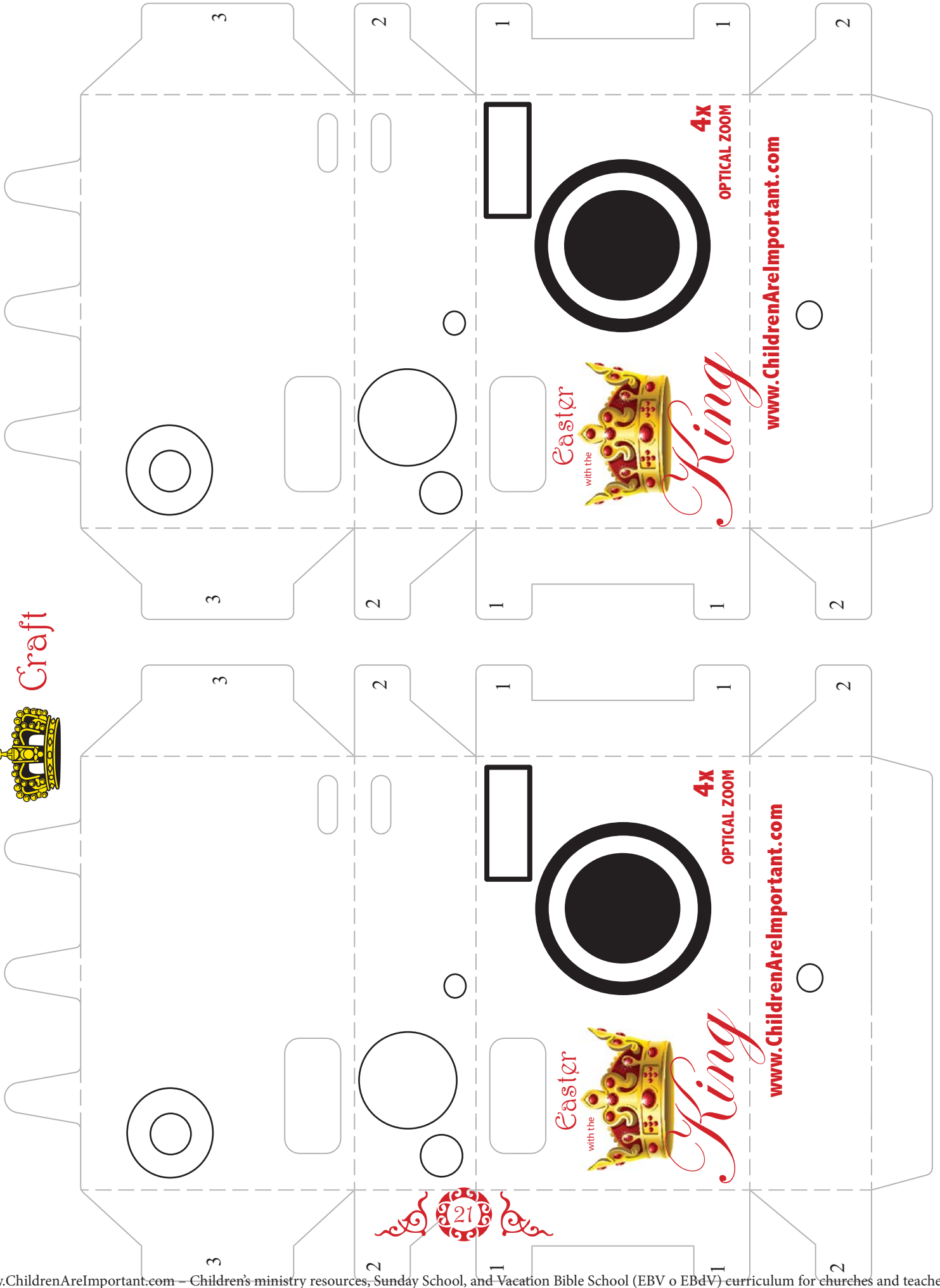




Student book answers:

D	E	N	A	R	I	U	S	P	I	E	S
I	N	A	U	T	H	O	R	I	T	Y	U
I	G	I	V	E	S	A	R	C	I	F	S
M	D	P	O	A	G	E	T	T	U	I	J
A	T	R	I	C	K	A	H	U	S	N	E
G	N	I	K	H	X	P	O	R	E	D	X
E	S	U	S	E	J	C	A	E	S	A	R
D	O	G	S	R	Y	U	R	Y	H	U	T







Lesson 4



Honorific titles

One interesting part of being royalty is the honorific titles. Queen Elisabeth is called "Her Royal Highness" or "Her Majesty". However, all the titles can be very confusing to us "normal people" since they are not all the same. The queen's husband is not the king, Kate Middleton is not a princess, unless the queen says so, and the different members of the queen's family have different last names! Many members even have 2 titles, for example Prince Charles (prince Harry's father) has 2 titles: The Prince of Wales and the Duke of Cornwall.

Our King of Kings also has a lot of names and honorific titles. He is called the Lord of Lords, Emmanuel, Christ, Master, Son of God, The Messiah, The Good Shepherd, The Morning Star, The Word made Flesh, The Redeemer and The Lord Almighty, amongst other names.

On Holy Friday he earned another special name "The Lamb of God" when he laid down his life for us. The Old Testament law said that we must sacrifice a lamb to pay for our sins. On that fateful day on the cross, Jesus Christ sacrificed his own sinless life, and in so doing became the final payment for our sins.

The people wondered why Jesus didn't just save himself if he truly was God. But he knew that his death on that cross would save humanity for all eternity.

When Jesus died, a darkness fell over the whole land, and the sun stopped shining. The curtain in the temple that separated the holy of holies from the people was torn in two from the top to the bottom. The book of Matthew also states that there was a great earthquake and many dead people were raised to life. It was a sad day for people to see Jesus die, but it was a day to rejoice because at that moment Jesus broke our slavery to sin, paid the price, and set us free.

Even those who did not believe gave him an honorific title that day, treating him as "His Royal Highness" when

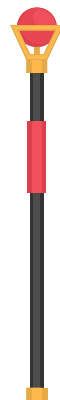


they put a sign on the cross above his head that said, "This is the King of the Jews."

The crucifixion

Luke 23:26-49

"As the soldiers led him away, they seized Simon from Cyrene, who was on his way in from the country, and put the cross on him and made him carry it behind Jesus. A large number of people followed him, including women who mourned and weiled for him. Jesus turned and said to them, "Daughters of Jerusalem, do not weep for me; weep for yourselves and for your children. For the time will come when you will say, 'Blessed are the childless women, the



wombs that never bore and the breasts that never nursed!
Then "they will say to the mountains, "Fall on us!"
and to the hills, "Cover us!"

For if people do these things when the tree is green, what
will happen when it is dry?"

Two other men, both criminals, were also led out with him
to be executed. When they came to the place called the
Skull, they crucified him there, along with the criminals—
one on his right, the other on his left. Jesus said, "Father,
forgive them, for they do not know what they are doing."
And they divided up his clothes by casting lots.

The people stood watching, and the rulers even sneered at
him. They said, "He saved others; let him save himself if he
is God's Messiah, the Chosen One."

The soldiers also came up and mocked him. They offered
him wine vinegar and said, "If you are the king of the Jews,
save yourself."

There was a written notice above him, which read: this is
the king of the jews.

One of the criminals who hung there hurled insults at him:
"Aren't you the Messiah? Save yourself and us!"

But the other criminal rebuked him. "Don't you fear God,"
he said, "since you are under the same sentence? We
are punished justly, for we are getting what our deeds
deserve. But this man has done nothing wrong."

Then he said, "Jesus, remember me when you come into
your kingdom."

Jesus answered him, "Truly I tell you, today you will be with me
in paradise."

It was now about noon, and darkness came over the whole
land until three in the afternoon, for the sun stopped shining.
And the curtain of the temple was torn in two. Jesus called out
with a loud voice, "Father, into your hands I commit my spirit."
When he had said this, he breathed his last.

The centurion, seeing what had happened, praised God and
said, "Surely this was a righteous man." When all the people
who had gathered to witness this sight saw what took place,
they beat their breasts and went away. But all those who knew
him, including the women who had followed him from Galilee,
stood at a distance, watching these things."

"Therefore God exalted him to the highest place
and gave him the name that is above every
name, that at the name of Jesus every knee
should bow, in heaven and on earth and under
the earth," Philippians 2:9-10



Activity

Titles matter:

Guide the students to invent "titles" for themselves and
each other. Avoid negative titles. Examples might be:
basket boss for a good basketball player, The giver for
a generous person, Caring King (or queen) for a kind
person, The Chief for a gifted leader. These might catch
on and be used more than one day while in your class.
For older students, you can also play "how many names
for Jesus can the students remember." It could be a
competition with a reward for who can name the most.
(See student books for a list.)



Memory verse game

Act it out: Act out the memory verse with
motions or signs. This game is great because it's
visual, active, and auditory.





Craft

Sunglasses "I am a child of God"

Today we saw the honorary titles of Jesus Christ and those of the Prince of Wales. We also have a new name when we accept what Jesus Christ did for us on the cross of Calvary, we are children of God! Let's decorate these sunglasses with our new honorific title.



1. Give each child a base of the sunglasses. There are 4 options for you to choose.
2. Color the bases and attach sequins and glitter as desired.
3. Fold following the lines, put them on and take a selfie picture!




Student book answers:



- Jesus
- His Royal Highness
- Alpha And Omega
- Immanuel
- King Of Kings
- Prince Of Wales
- Light Of The World
- Morning Star
- Earl de Chester
- Prince Of Peace
- Wonderful Counselor
- Lamb Of God
- Duke Of Cornwall
- Saviour Of The World
- The Good Shepherd
- The Way
- Duke Of Tothesay
- Lord Of Lords
- Anointed One
- Earl Of Carrick
- Bread Of Life
- Baron Of Renfrew
- Great High Priest
- Holy And Righteous One
- Lord Of Glory
- Lord Of The Isles
- Prince And Great Steward Of Scotland
- Messiah
- Teacher
- The Truth
- Word Of God



- Jesus
- His Royal Highness
- King Of Kings
- Prince Of Wales
- Earl Of Chester
- Prince Of Peace
- Lamb Of God
- Duke Of Cornwall
- The Good Shepherd
- Duke Of Tothesay
- Lord Of Lords
- Earl Of Carrick



- Bread Of Life
- Baron Of Renfrew
- Lord Of Glory
- Lord Of The Isles
- Messiah
- Teacher

D	Y	F	I	C	U	R	C	S	K	M	Q
R	S	A	L	V	A	T	I	O	N	E	U
M	E	S	S	I	A	H	K	L	G	S	E
V	S	W	S	N	D	I	E	D	A	I	E
I	S	E	O	E	N	G	S	I	M	M	N
N	G	J	R	G	S	H	E	E	P	O	B
E	B	O	C	A	L	V	A	R	Y	N	V
S	O	L	D	R	C	R	U	S	I	F	Y



Congratulations!



This is to certify that



has been formally introduced to the

King of Kings


during the program Easter with the King and has acquired proper knowledge of the activities of our beloved King, Jesus during His auspicious time on earth and His ascendancy thereafter.




End the Easter or holy week by giving a certificate to the children or the teachers, or both! Look at this idea to make decorations with sanitary paper tubes. Easy and cute!



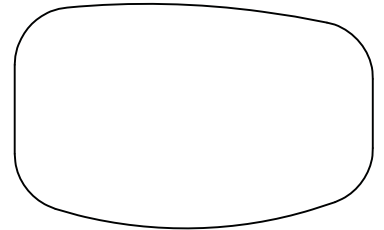
I am a child of



I am a child of



I am a child of



I am a child of







Lesson 5



Crown Jewels

The Crown Jewels of the United Kingdom are 140 royal ceremonial objects and are currently kept in the Tower of London. Included in the regalia is the main crown called St. Edward's Crown which was made in 1661. The Crown Jewels contain various crowns of different sizes, gold and jewel-covered swords, Staffs, trumpets, maces, anointing objects, robes, spurs, gold bracelets, orbs, rings, and scepters. This royal collection does not belong to the government but is owned by the reigning monarch and passed on to each King or Queen in succession. The largest jewel in the collection is in the scepter with the Cross, and is believed to be worth at least 700 million dollars, which makes the whole collection worth possibly 7 billion dollars, however it is officially priceless.

On this very special morning, many years ago, when the women went to the grave, they found it empty! And on resurrection Sunday we celebrate that our Lord Jesus Christ rose from the dead and now LIVES! The Bible says that Jesus will reign forever! He is the King above every other King, and sits on a throne in heaven, at the right hand of God the father. On the first Holy week over 2000 years ago, they put a crown of thorns on Jesus's head. But he traded his crown of thorns for a crown of Gold, worth more than the Crown Jewels of the United Kingdom.

"I looked, and there before me was a white cloud, and seated on the cloud was one like a son of man with a crown of gold on his head and a sharp sickle in his hand." Revelations 14:14 And our Lord Jesus Christ promises crowns for us too as his children!

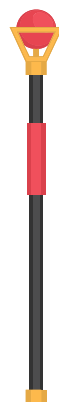
Let us celebrate our risen Lord and Savior during this special holy week, and give honor, glory and esteem to the King of Kings!



The Resurrection

Luke 24:1-12

"On the first day of the week, very early in the morning, the women took the spices they had prepared and went to the tomb. They found the stone rolled away from the tomb, but when they entered, they did not find the body of the Lord Jesus. While they were wondering about this, suddenly two men in clothes that gleamed like lightning stood beside them. In their fright the women bowed down with their faces to the ground, but the men said to them, "Why do you look for the living among the dead? He is not here; he has risen! Remember how he told you, while he was still with you in Galilee: 'The Son of Man must be delivered over to the



hands of sinners, be crucified and on the third day be raised again.' " Then they remembered his words. When they came back from the tomb, they told all these things to the Eleven and to all the others. It was Mary Magdalene, Joanna, Mary the mother of James, and the others with them who told this to the apostles. But they did not believe the women, because their words seemed to them like nonsense. Peter, however, got up and ran to the tomb. Bending over, he saw the strips of linen lying by themselves, and he went away, wondering to himself what had happened."



Activity

Crowns:

Provide paper, scissors, glitter, glue, sequins, and crayons. Instruct the students to design a crown that they would like to wear. Cut out the crowns and tape them to fit the heads of their artists so they can wear them for a day.



Craft

Scene for Easter with the King

Perhaps we do not have crown jewels here on this earth, but we do hope to reach heaven one day with our beloved Jesus Christ who was resurrected, where we can live in a castle and walk on streets of gold! Let's decorate the scene to remember and take home.

1. Give each child a scene. Color the scene.
2. Give each child one sun and 3 pre-cut trees.
3. Children attach the trees and the sun in their scene wherever they want.



"And God raised us up with Christ and seated us with him in the heavenly realms in Christ Jesus, in order that in the coming ages he might show the incomparable riches of his grace, expressed in his kindness to us in Christ Jesus."

Ephesians 2:6-7






Memory verse game

Musical chairs: Arrange a chair for each child and put them in a circle, Cut up different pieces of colored paper and take them to the back of the chairs. Each color should be taped to at least three chairs. Start the music and the have the children walk around the chairs. When the music stops, the children sit down quickly. The teacher names a color, and everyone sitting in a chair that has that color taped to it stands up and recites the memory verse. If the teacher names red, everyone with red paper on their chair stands up and says the verse together.





Student book answers:



K	W	S	J	E	T	H	E	R	W
I	J	E	S	T	A	B	M	O	T
N	L	C	T	A	T	S	P	W	T
G	N	I	N	R	O	M	T	J	H
N	E	P	M	B	J	E	Y	E	I
W	S	S	J	E	S	U	S	W	R
O	I	M	A	L	I	V	E	E	D
R	R	H	N	E	M	O	W	L	R
C	S	P	I	C	R	O	W	S	N



Easter

with
the

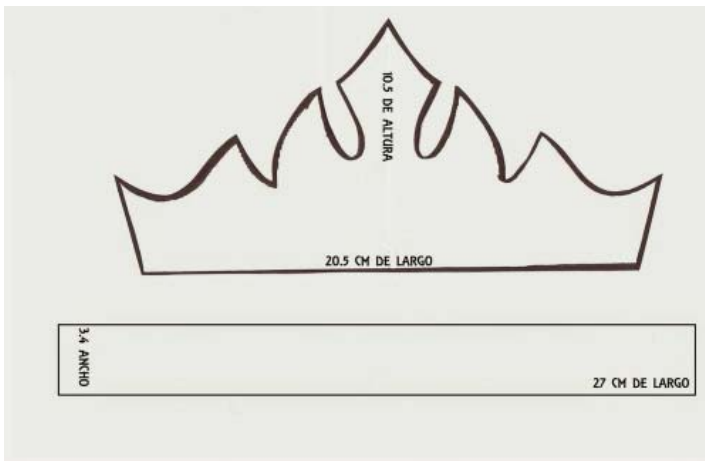
King

“Keep this command without spot or blame until the appearing of our Lord Jesus Christ, which God will bring about in his own time—God, the blessed and only Ruler, the King of kings and Lord of lords, who alone is immortal and who lives in unapproachable light, whom no one has seen or can see. To him be honor and might forever.

Amen.” 1 Timothy 6:14-16



Ideas for making crowns:



follow us everywhere



and get tons of
great content and
ideas for your
children's ministry.

Curriculum

- Sunday School
 - 3-Month units
 - 20 Languages
 - Digital books for mobile
 - Lots of activities
 - Multiple age groups
 - Themed
 - With music! (English)
- Vacation Bible School
 - 5 Lessons
 - 16 Languages
 - Lots of activities
 - Multiple age groups
 - Themed
 - Extra ideas
 - With music! (English)
- Seasonal programs

Training

- Downloadable e-books
 - For teachers
 - For leaders
 - Practical ideas
 - Inspiration
 - Posters
- YouTube channel
 - Teachers
 - Leaders
 - Practical ideas
 - Online courses
 - Series
 - News
- Online events
 - Workshops
 - Training
 - Worldwide

Connections

- Facebook page
 - Encouragement
 - Inspiration
 - Ideas
 - Pictures
 - Connections worldwide
 - Training videos
 - Participation
- WhatsApp group
 - Connections worldwide
 - Videos to your phone
 - Encouragement
 - News
- Online events
 - Participation
 - Contests
 - Games

 Website:

www.ChildrenAreImportant.com

 Facebook:

facebook.com/childrenareimportant

 YouTube:

Childrenareimportant

 WhatsApp:

+52 1 551 456 0407

Teacher Easter with King



Children are Important
www.ChildrenAreImportant.com
info@childrenareimportant.com
Mexico: 52-1-592-924-9041 Office
WhatsApp: +52-1-551-456-0407

