


Unit 1

A Sunday School by LNC

Submerge in the Word

Teacher's Book

The illustration depicts an underwater scene viewed through a circular opening in a rock. The background is a light blue gradient with several small blue bubbles. The foreground is a sandy ocean floor. Two brown stingrays are swimming towards the right. A pink starfish is on the sand to the left. Yellow and pink coral are scattered around the edges of the opening.



Welcome, teachers, to "Submerge in the Word," a new program from your children's ministry source, www.Children-Count.com.

Your students are going to LOVE this underwater theme loaded with all sorts of crazy ocean animals as they do Bible dramas, eat fishy snacks, act out funky fish and dive into the Word of God. As the teacher, you will enjoy this theme as it is easy to decorate and easy to make WAVES of fun. Although this material will be fun for you and your students, the need for this material is anything but fun.

Bullying is a plague that has arisen around the world. Studies show that 30% of children and youth are being bullied in some way, and now with the internet, cyberbullying is becoming more and more rampant. Although mainly present in children ages 12-15, it has expanded to children of all ages. Your students are experiencing mocking, threats, physical aggression and isolation, often being victimized repeatedly. Bullying is now one of the main causes in suicides among young people and it only takes a few minutes watching the news to see that no nation has avoided this plague. I believe the Body of Christ, Christian churches from every denomination, should lead the way in stopping bullying.

The Word of God has all the answers we need: both in verses to memorize and real-life examples in Bible stories. This material "Submerge in the Word" is written to help students know what to do in a bullying situation, and how to be an example to others around them. Our theme verse is:

"Don't let anyone look down on you because you are young, but set an example for the believers in speech, in conduct, in love, in faith and in purity." 1 Timothy 4:12

If we could train our children from a young age to be an example in these 5 areas, I believe we can actually change our world. Can you imagine a city or country where children from all the Christian churches were seen at school, on the playground, or on Facebook to be living examples to others in these 5 areas?

We cannot wait until they are 12 years old to train them how to handle bullying, because then it would be too late! Let's start when they are young and teach our students to be examples in:

- Their speech to others and about others
- Their conduct protecting victims or reacting to a bully
- Their love in practical ways every day
- Their faith in God, publically on display
- Their purity and refusal to be changed by the world's standards

When each of us hear stories on the news from our own countries, it can bring us to tears. But we are not hopeless to do something about this plague. We can look at real-life situations with our students and ask them the question, "What would Jesus do?" As we look at these Bible stories and discuss what Jesus might do in each situation, we can make a real difference in the lives of our students.

Will you dive into this theme with me? You might get wet, but it is well worth it!

Kristina Krauss

Kristina Krauss



Contents

“Don’t let anyone look down on you because you are young, but set an **example** for the believers in **speech**, in **conduct**, in love, in faith and in purity.”
I Timothy 4:12

Unit 1

Set an example:

1. Timothy is Encouraged / *Speak Up* p. 5-6
2. Esther Saves Her People / *Tell an Authority* p. 7-8
3. Guards Start a Rumor / *No to Rumors* p. 9-10
4. Jesus Heals 2 Blind Men / *Stop and Show Compassion* p. 11-12

In speech:

5. Jesus in the Temple / *Talk About God* p. 13-14
6. Jesus Before Pilate / *Don’t React* p. 15-16
7. God Calls Moses / *God Wants to Use You!* p. 17-18
8. David, Nabal and Abigail / *Take Risks for Others* p. 19-20
9. Paul and Barnabas / *Be a Witness and Evangelize* p. 21-22

In conduct:

10. David Cuts Saul’s Garment / *Don’t Retaliate* p. 23-24
11. The Escape to Egypt / *You Have Control* p. 25-26
12. Joseph Forgives His Brothers / *Forgive Others* p. 27-28
13. David and Goliath / *Be a Public Christian* p. 29-30



Children Count

www.children-count.com

This material “Submerge in the Word” is written by the ministry “Children Count,” and we reserve all rights. Our material is free to download, free to use, free to print, and free to distribute to other churches and ministries without obligations.

For more information, contact us at:
international@children-count.com or 01-592-924-9041

All Scripture is taken from NIV.

Thanks to the whole team!

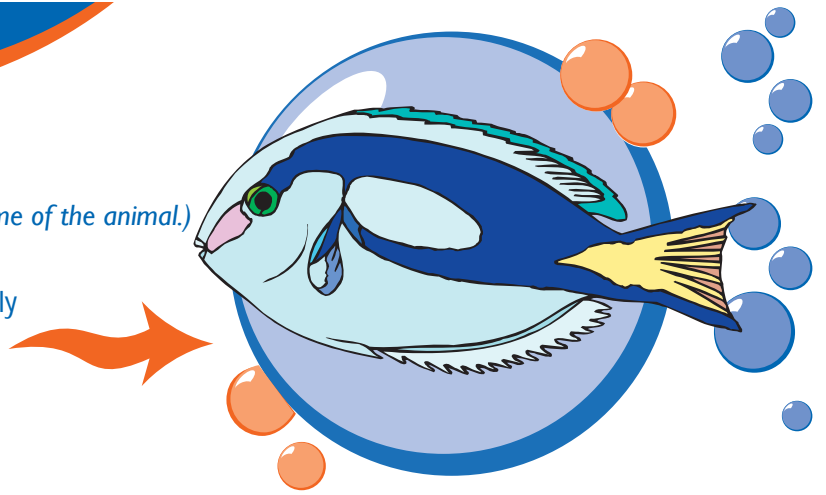
Editor: Kristina Krauss
Creative Team of LNC: Angie Kangas, Benjamín Gaxiola, Dwight Krauss, Jon Kangas, Mary Amelia Hernández, Mike Kangas, Vickie Kangas, Rubén Darío, Suki Kangas, and Verónica Toj.
Printed in Mexico.

6 Animal from the Sea

(Here is the scientific name of the animal.)

Each week your students will learn about a different animal from the ocean and how its characteristics apply to the lesson.

Check out what the animal looks like to the right, or use the photos we have provided online.



7 Act It Out!

After learning about the animal of the week, your students will enjoy acting out the animal in class! Use the text in this section for ideas, or check out the videos available for purchase or free online. You can have everyone act out the animal of the week, or you can get some students involved in acting out the habitat. Enjoy!

9 Snack

Children look forward to snacks, and sometimes the children arrive hungry. The snacks can serve as a craft activity if the children are allowed to build them. Yum! You can also ask a parent to bring the supplies for the snacks, increasing their involvement in your class. Don't miss the opportunity to teach the children to be responsible for cleanup.



10 What Would Jesus Do?




Each week, show the students the provided picture of a real life situation and open a discussion of what's happening, what might happen next, and what Jesus would do in that situation. This will apply the lesson in a practical way, giving your students actual answers to the question "What would Jesus do?" Be alert to students who may have experienced a similar situation and protect them from further hurts. The pictures of real life situations are available online.



11 Stickers

There are stickers available to help the students to remember the main point of the lesson each week.



Lesson 1: Timothy is Encouraged Speak Up

Roles:

- Paul
- Post office counter – two children facing each other with arms together
- Post office clerk
- Mail sorters and packagers
- Boat
- Squirt gun
- Second post office (optional)
- Mail delivery guy
- Timothy

Opening Drama

Ideas:

Paul writes a letter (draws squiggles on a piece of paper) in one corner of the room then mails it. The post office clerk stamps the letter excessively. Squirt a little water on the “boat” and have the children try to keep the letter from getting wet. Send the mail delivery guy through a series of trials: rain, hail, heat, snow drifts, drought, and hurricanes. He gets knocked over several times and finally crawls to deliver the letter to Timothy in the corner of the room opposite Paul. Timothy rolls on the ground, crying like a baby and sucking his thumb. Say, “No, not that young!” Timothy then tries to read the letter but has difficulty reading Paul’s handwriting. Tell him the letter is upside down.

From the Bible

Read: 1 Timothy

Memorize:

“Don’t let anyone look down on you because you are young, but set an example for the believers in speech, in conduct, in love, in faith and in purity.”

1 Timothy 4:12

Main Lesson

The apostle Paul instructed Timothy to care for the church in Ephesus while he was away. We don’t know how old Timothy was at the time, but we know that he was “young” because of our theme verse for this year. Paul tells Timothy in his first letter, “Don’t let anyone look down on you because you are young, but set an example for the believers in speech, in conduct, in love, in faith and in purity.” All over the world there is an epic problem where people look down on those who are young. But God doesn’t. He sees you as an important person, despite how young you are. You will find the same situation when you are in school. It will be expected of the older students to lead or protect the younger ones, but that doesn’t have to be the case. Bravery and leadership matter more. You can speak up no matter how old you are. If you are willing, if you are brave, and if you are willing to let God use you; HE WILL!

Game


What Time is it Mr. Shark?

Have all the kids stand on one side of the room. The teacher starts out as Mr. Shark, in the middle of the room, with their back to the children. The children yell “What time is it Mr. Shark?” The shark answers with a time and the children take that many steps forward, getting closer to Mr. Shark. This repeats until Mr. Shark answers “dinner time” and all the children run, trying not to get tagged. The first child caught is now Mr. Shark.

Baby Great White Sharks

(*Carcharodon carcharias*)

Baby sharks are called pups. The pups are grown inside the mother shark, and she gives birth to live sharks that are up to 5 feet long. These pups have 3000 teeth in 4 rows. This means that baby sharks are ready to take a stand and are aggressive predators at birth. What a great example to us!



Act It Out!

Great White sharks move slowly in side-to-side twisting movements. Hang mouth open with teeth bared and jaw pulled back. Either hold hands above head as a dorsal fin (classic shark) or hold hands out to the sides from the elbows.

The habitat is mostly the deep ocean. While a few children act as sharks, place the rest of the children around the room at random intervals. Have some of them standing, some kneeling, and some seated on the floor. Have all the children hold their arms straight out to each side and gently wave their arms like water. Then have the sharks swim “through” the water.

Snack

Watermelon Shark: Cut the watermelon in half. Set it on a table and cut off 1/3 of the watermelon at a diagonal angle to form the mouth. Trim about a 1/2 inch line around the mouth – scraping off the dark green rind.

Scoop out all the red fruit from inside the mouth and use it to fill the mouth later. Cut the pointy teeth using a small knife. Using the piece of mouth you cut out earlier, cut a large triangle for the dorsal fin and attach with a toothpick. Glue on the wiggly eyes or attach whole olives with toothpicks for eyes. Fill the mouth with pieces of watermelon or other fruits.



What Would Jesus Do?



You are not the one being bullied, but you are the youngest in the crowd watching. What can you do? Have the students take turns suggesting what someone in the picture might do. Should they speak up at that time, or go to tell a teacher?

Lesson 2:

Esther Saves Her People

Tell an Authority

Roles:

- Haman
- Mordecai
- Esther
- King
- Throne – two students kneeling
- Archway into the palace complex – two students facing each other with arms up and together
- Archway into the throne room

Opening Drama

Ideas:

Haman scowls and mumbles gibberish the whole time. Mordecai guards an archway while wearing a pan for his helmet and holding a mop for his spear. Esther wears a coffee filter or doily on her head and a towel draped around her arms. Please use a girl for Esther, preferably the smallest or youngest. The king holds a toilet plunger, dust mop, or fly swatter as a scepter and sits on the “throne.” Have the students acting out the throne try several positions, some silly, until one works. Whenever someone passes through an archway, the archway children capture the passerby and move him back and forth, chanting, “Into the palace you want to go; into the palace you go!” or “Out of the palace you want to go; out of the palace you go!” The archway for the throne room does the same to those entering and leaving the throne room.

From the Bible

Read: Esther 3:5-6, 8-9


Memorize:

“For if you remain silent at this time, relief and deliverance for the Jews will arise from another place, but you and your father’s family will perish. And who knows but that you have come to your royal position for such a time as this?”

Esther 4:14

Main Lesson

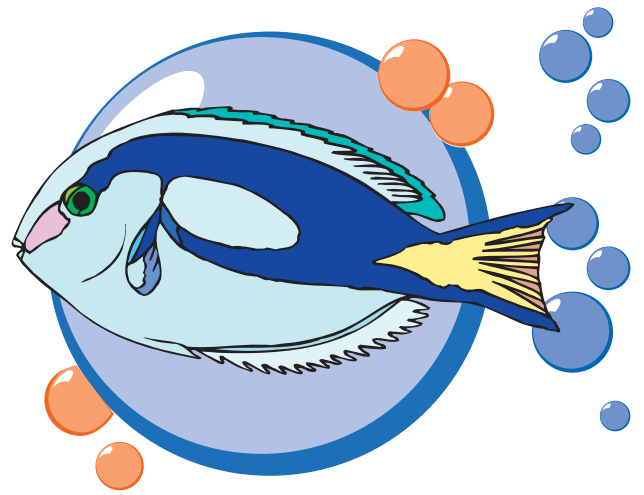
Sometimes telling on others is wrong, especially when we are malicious or mean about it. But there are many times when the teacher or person in charge would like to know what is going on. Esther had a very difficult situation, where the bad guy (Haman) had actually plotted to have all the Jews (her people) in the whole country killed! This was a bad situation indeed. But she was afraid to go to the king because she could lose her own life. This can happen to us as well. There are times when we see someone else getting hurt, but we don’t want to get involved. What if they turn on you and hurt you instead? But God doesn’t want us to stay silent when we should speak up for others. Esther’s uncle encouraged her to speak up saying, “And who knows but that you have come to your royal position for such a time as this?” Her uncle believed that maybe God had actually made her queen so that she could speak up and save the Jews. So what happens if she disobeys God and stays silent? Her uncle believed that God would have found someone else who was braver to save His people, but she would have lost her life anyway. God wants us to be brave too, and stick up for those who cannot stick up for themselves. You and I know when things are not right. We know when someone is getting bullied or pushed around. God would want us to be brave like Esther and tell someone in authority. This could be your parents or your teacher at school, or an adult at your church. Sometimes you can’t stop something bad from happening, but you can tell someone who can!



Blue Tang

like Dory in Finding Nemo
(*Paracanthurus hepatus*)

Blue tang fish communicate by changing their coloration. This color change depends on the conditions and how they perceive their environment. Under stress, for example, their blue color deepens. The black marks along the body may become bleached slightly and the markings less visible. Other fish in the community can detect this color change and know there is danger. In a way, they are telling others when something is wrong!



Act It Out!

Blue Tang fish wave their long pectoral (side) fins around almost constantly to stay up off the ocean floor. Then they jerk their bodies slightly when they want to move forward, speed up, or turn. Sometimes they tip their bodies sideways.

The habitat is mostly coral and rubble. Have the rest of the children lie, sit, kneel, and stand together or apart to make coral formations for the Blue Tang to swim around.

Game

Fish Charades

Before class, write down all kinds of ocean life ideas on slips of paper, for example, things like fish, shark, whale, or seaweed, and put them in a bowl. When you are ready to play the game, gather the children around and have a child pick a slip of paper. If they need help reading it, do so quietly. Now the child has to act out what the thing on the paper is, while the other children try to guess. The actor cannot use words, just body movements. Whoever answers correctly gets to act next!

Snack

Sandwich Blue Tang: Place a piece of cheese on a slice of bread. Make the scales with slices of carrot cut in half. The eye is a slice of cucumber with a slice of olive in the middle. The tail is a slice of cucumber sliced in half, pointing outward. Use slices of cucumber for the bubbles and half an olive slice for the mouth.



What Would Jesus Do?



You know about something that happened and you think it's possible that a parent or teacher would like to know about it. What do you do? Is it saving someone from danger or is it tattling (being a snitch)? Have the students take turns practicing telling an adult about something that might happen and have the rest of the class show with a thumbs-up or a thumbs-down gesture (at your signal) if it was a good time to tell an adult.

Lesson 3:

Guards Start a Rumor

No to Rumors

Roles:

- Angel
- Two guards
- Two chief priests and two elders
- Governor
- Crowd that spreads the rumor

Opening Drama

Ideas:

When the chief priests and elders meet, have them whisper about what food they ate for breakfast. Then have one of them suggest maybe Jesus rose from the dead, but the others say, "No way! Let's start a rumor instead." When the chief priests and elders tell the guards what to say, have them argue: "Say you were about to catch the disciples but you sneezed." "No, no, the disciples came with heavy artillery and a whole army!" "No, say that aliens came and took the body." "No, say the disciples lured you away from your post with some money and doughnuts." "No, say the disciples hired a cat burglar to sneak past the tomb's high-tech security system, lasers, trip wires, and video cameras." "No, say they blew up the tomb with dynamite." Use a pile of candy wrappers, marbles, sticks, and pocket lint as the money to bribe the guards and the governor. At the end, have a guard start a quick game of telephone to spread the rumor through the crowd. Find out what the last person heard.

From the Bible

Read: Matthew 28:11-15

Memorize:

"Without wood a fire goes out; without a gossip a quarrel dies down."

Proverbs 26:20


Main Lesson

Sometimes people tell lies to start rumors that are not true. These can be very hurtful, and sometimes even have some truth in them. But as Christians, we should not be starting false rumors about people or spreading them. God wants us to be honest and truthful. In today's Bible story, the guards of Jesus's tomb took a bribe in order to tell a lie. The church leaders at that time did not like Jesus and his teachings and had Him killed. But then they were furious when there was an earthquake and Jesus rose from the dead. Instead of allowing the people of that time to hear the truth, they paid the guards a large sum of money for them to lie. They were to say, "His disciples came during the night and stole him away while we were asleep." When in reality there had been a violent earthquake while an angel came and rolled the stone away. Jesus had actually risen from the dead, just as He had promised! But many people heard the false rumors that the disciples had stolen Jesus' body. Many Jews still believe this rumor! We understand because there are often many false rumors in school, but it doesn't stop there. Bribery and lies are everywhere in society today. But what should Christians do about it? First, God wants us to be honest people, never taking money for telling a lie. But we can also choose not to believe all the rumors. If someone is accused of anything, it should be proven before you believe it. Do not just believe anyone when they say something very bad happened. What if they were paid to say that, just like the guards? Or what if they said it because they wanted to twist circumstances in their favor? Do not believe rumors, but only evidence. This way, as Christians, we are NOT involved in spreading wrong rumors. Sometimes we want to believe a rumor because a good friend shared it with us. But who told your friend the rumor? If a good friend tells you something, you can just be kind about it, but hold your ground. Unless someone shows you evidence, you cannot believe bad stories about others.

Angler Fish

(Order: Lophiiformes)

That lure-looking object on top of the head of an Anglerfish isn't there by accident. It is there to assist them with getting food. Other fish that they would like to eat often mistake the light for food, and before they know it, they have been consumed! The Anglerfish definitely has the element of surprise on their side to help them with being able to find enough food. They can even wiggle the light to get the attention of prey if it isn't coming on its own. It's as if they use the rumor of food to lure their prey, and then they attack. Have you ever been lured in by a false rumor?



Act It Out!

The Angler Fish rocks the entire body back and forth while swimming. Hold mouth open with teeth bared and chin pushed out. Use an arm as the lure light, holding the arm up and forward with a fist. The fish can pause while pulling the lure back and pushing it back out at the elbow.

The habitat is deep, dark, and cold parts of the ocean. Have the other children pretend to be other fish visiting the area. They hug themselves and shiver for warmth and move around as if they can't see in the dark.

Game

Pin the Light on the Angler

Before class, draw a fish on a large piece of paper. Cut out a circle for each child; this is the "light." Tape your fish onto the wall at chin height for the children. Then blindfold one child at a time and see if they can put the "light" on the angler fish!

Snack

Angler fish: Cut out a circle from a piece of bread for the head. With the left over bread cut a triangle for the tail and pieces of crust for the top and bottom fin. For the long "fin" that goes over the top of the head use a long piece of the crust. Peel a small orange and lay half of it at the end of the long line. For the teeth, cut a piece of cheese in a triangle shape and cut teeth into it.



What Would Jesus Do?



Why is the boy plugging his ears? Is it better to refuse to listen when you suspect a rumor or a bad report about someone is being passed around? What are some of the reasons that someone would start a rumor or pass on one that they have heard? What are some common rumors that happen? What are the results of rumors when they are believed?

Lesson 4:

Jesus Heals 2 Blind Men

Stop and Show Compassion

Roles:

- Two trees
- Boulder – student on hands and knees
- Two blind men
- Two bodyguards
- Jesus
- Crowd – at least four students

Opening Drama

Ideas:

Blind fold the two blind men or have them close their eyes, then have them move around and bump into the trees and the boulder. Place the two bodyguards with arms crossed and wearing sunglasses in front of Jesus. When they meet the blind men, the two bodyguards say, “Hold it! You are not permitted to approach. Please back away with your hands up and vacate the premises.” Also, have them do a small pat-down when the blind men approach, patting arms, ankles, and faces.

From the Bible

Read: Matthew 20:29-34

Memorize:

“Be kind and compassionate to one another, forgiving each other, just as in Christ God forgave you.”
Ephesians 4:32

Main Lesson


If you and I are going to be examples to others around us, we need to also show compassion. There are people around you in difficult situations. Maybe they struggle to understand an assignment in school, or maybe they are poor and cannot afford to buy candy at lunch break. Maybe they seem to always get picked on for no reason. There will always be a place for Christians to show compassion to others. In today's Bible story Jesus showed compassion on two blind men who were sitting by the road. Jesus was done ministering for the day, and was leaving town. They might have been in a hurry to get out of town before the sun set. In any case, the Bible says that the whole crowd told these two blind men to shut-up and leave Jesus alone. But He chose to stop. Jesus chose to have compassion on them and change his plans. He stopped and healed them. It might have been inconvenient, but it didn't take long. In just a few minutes of Jesus's time, He changed the lives of these two blind men, who were no longer blind! This same thing can happen to you. We might not have the power to heal people, but we can stop what we are doing and have compassion on others. There are many difficult circumstances that happen in life. Sometimes there may be a bully who is picking on someone else, and you stumble upon them. What do you do? The crowd wanted Jesus to go on and NOT stop. Your friends might want you to go on without stopping too. BUT you could change someone's life with only a few minutes of compassion. What if someone is trying to learn something and just can't get it. Can you stop and show compassion, helping them with studying for their test? What good could you do with only a few minutes today?



Killer Whales

(*Orcinus orca*)

Killer whales or Orcas go to great lengths to preserve the lives and welfare of all their members. Pods (groups of whales) with a disabled member are known to travel more slowly than other pods. They also will leave one healthy member with the disabled or injured whale while the rest go to hunt. After a hunt, they bring food back to the disabled or injured whale. Wouldn't it be nice if we showed compassion on our disabled just like the whales?



Act It Out!

The Killer Whale or "Orca" waves its tail up and down because it's a mammal. (Fish move their tails side-to-side.) Orcas move at medium speed. They also swim together in pods and communicate with whistles and other calls. Have all the children swim together around the room as an Orca pod, taking turns going up for breaths or "breaching" (jumping out of the water various ways) while calling to each other like Orcas.

The habitat is anywhere with enough water to hold them, from the frigid waters of the arctic regions to the warm waters near the equator. If you have too many children to only use as the pod of whales comfortably, have some children line the edge of the room as a bay area for the whales to play.

Game

Mouth of the Whale

Using a large cardboard box, one large enough for the kids to fit through, cut openings on each end of the box. Draw a whale on both of the uncut sides with the mouth facing one opening and the tail the other. Line the children up, ready to be the fish. Now have an adult play music while the children go through the whale one at a time. When the music stops, the child in the mouth is caught! For older children, once caught, they are out. For younger children, you can allow them to continue play, just make sure that each child gets caught at least once.

Snack

Orca cucumber: Slice 1/3 of a cucumber at an angle. Using the end piece that you cut off, use the skin to cut rounded triangles for the dorsal fin and the flukes and attach with toothpicks. Carefully slice a thin slice of the peel off the underside for the "chin" and another piece for the eye.



What Would Jesus Do?



Discuss what might be happening in the picture. Why is the boy on the ground? What might have happened? What is each person thinking about? Help the students realize that just watching, or simply walking away rather than becoming involved is the wrong choice. Who might show compassion in this group? What would Jesus do?

Lesson 5:

Jesus in the Temple

Talk About God

Roles:

- Joseph
- Mary
- Three or more friends
- Jesus
- Two or more teachers in the Temple area
- Archway into the Temple courts – two students facing each other with arms up and together

Opening Drama

Ideas:

Mary turns to the friends and says, “Jesus, are you having fun? It’s time to set up camp... Where did he go?” Friends: “I don’t know. I thought he was with you.” “No, he isn’t. Hmm, you would think with only four of us we’d notice Jesus was missing. Honeeyyyyy!!!! We have to go back.” Joseph acts oblivious then winces when Mary shouts. In the Temple courts, Jesus asks the teachers, “I understand the jelly part and the peanut butter part, and even the sandwich part. But what does the word ‘and’ really mean?” Have one of the students acting out a teacher try to explain the word “and” on his own. Jesus: “Yes, but isn’t ‘and’ spelled A-N-D?” The teachers and everyone in the Temple courts, even the archway, gasp. The students forming the archway grab anyone trying to go in or out and move them back and forth, chanting, “Into the Temple you want to go; into the Temple you go!” or “Out of the Temple you want to go; out of the Temple you go!”

From the Bible

Read: Luke 2:41-52

Memorize:

“For Zion’s sake I will not keep silent, for Jerusalem’s sake I will not remain quiet, till her vindication shines out like the dawn, her salvation like a blazing torch.”

Isaiah 62:1

Main Lesson

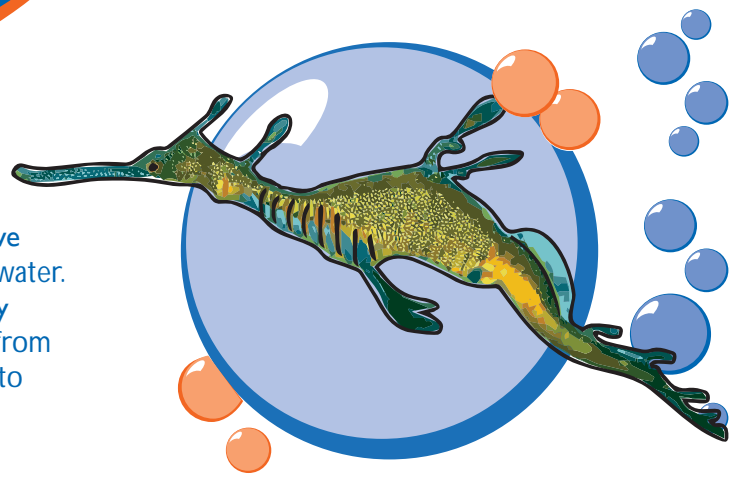
Today’s Bible story is about Jesus when He was only 12 years old! He stayed behind at the Temple and joined in public conversations about God. Many times we think we have to wait until we are older to start talking about God publically or to share our faith with others. But that is just not true! God wants us to develop and grow and start telling others about Him, even when we are young.

When and where does God come up in discussion in our lives? We might be in school and they are talking about the Big Bang theory, basically saying that God didn’t create the universe, but it just created itself when an explosion occurred. This would be a great moment for you to talk publically about what you believe. Do you believe that we exploded from nothing, or that God Himself created us? There may be other situations where the topic of God is brought up. How about learning about other cultures’ gods? What if you are learning about the history of an indigenous tribe from your country, and they are talking about the sun god. Could you mention to your friends that you believe in the God of the universe? He is the one who made the sun, so there is no need to worship the sun. God wants us to speak up publically about Him, and we don’t have to wait until we are 12 years old. Let’s be like Jesus and speak up about God no matter how old we are!

Sea Dragons as Babies

(*Phyllopteryx taeniolatus*)

Baby sea dragons are completely independent! Once they have hatched, they start feeding on tiny nutritious particles in the water. It can take up to a year for the sea dragon babies to be nearly the size of the adult sea dragons, but size doesn't stop them from acting as full-grown animals. Let's encourage our young ones to step out even when they are young, just like the sea dragons!



Act It Out!

Sea Dragons, a relative of seahorses, float and move slowly through the water. Leafy sea dragons camouflage well with seaweed. First have all your students act out sea dragons by standing on one leg and holding their bodies horizontal to the floor. Have some of them hold their arms out crookedly as the strange appendages of the sea dragon, or use a hand at their back or the back of the head as a quickly-moving fin used for swimming.

Play a game of find the sea dragons. Separate a few children from the group and have them stand with their backs to the room and eyes covered. Then select a few children to be sea dragons while the rest are seaweed. The seaweed and the dragons both hold their arms out crookedly and gently wave back and forth with the waves. The dragons can move but the seaweed cannot. Then the children who waited outside the group can turn around and move among the seaweed and try to spot the dragons from the seaweed. Play the game a few times, letting other children take turns playing the dragons or trying to spot the dragons.

Game

Dive Under the Sea

Using a sheet, a large table cloth or just a large piece of fabric (blue would be fun as it is the color of the ocean), have the children stand around the fabric and hold the edge. If you have a plastic, stuffed or balloon ocean animal, put it on top. Now have the children move the sheet around to be the waves. Once they tire of this have them all at once lift their arms in the air hanging onto the sheet and dive inside. The kids will have a blast! Now make up your own fun games with the sheet being the ocean.

Snack

Ocean in a cup: Make blue Jello according to the directions. Pour some Jello into the bottom of clear cups and let it sit until it is soft set. Place a gummy worm or gummy fish in the bottom and allow the Jello to completely set.



What Would Jesus Do?



Discuss the types of class reports that kids get assigned that would give them a chance to speak up about God. Although teachers have limits placed on them for sharing their faith, kids do not. They can include God in science, history, literature, and sharing their experiences and beliefs.

Lesson 6:

Jesus Before Pilate

Don't React

Roles:

- Governor
- Jesus
- Chief priests and elders – 2 or more
- Crowd – 3 or more
- Governor's wife
- Servant

Opening Drama

Ideas:

During the court session, the servant runs back and forth between the governor's wife and the governor during the trial, delivering messages like, "Your wife says, 'Honey, when are you going to be home for dinner?'" "Your husband says, 'let me finish this trial, then I have a couple errands to run and some paperwork to do.'" "Your wife says, 'Honey, can you pick up some pepper? We're out of pepper.'" "Your husband says, 'Okay.'" "Your wife says, 'Oh, and would you like roast pig or salad for dinner?'" "Your husband says, 'Well, I would prefer pig. You know I am a bit of a carnivore.'" "Your wife says, 'But honey, it's better for you to eat salad.'" "Your husband says, 'Do I have to?'" "Your wife says, 'Yes. Oh, and there's something else I wanted to tell you but I forgot.'" "Your husband says, 'Um... Okay.'" "Your wife says, 'Uhhh...'" "Your husband just sent me back without a message." "Your wife says, 'Don't have anything to do with that innocent man, for I have suffered a great deal today in a dream because of him.'" "Your husband just sent me back without a message." "Your wife says, 'No really!'" "Your husband says, 'Okay already. The trial's over.'" "Your wife says, 'Come home quickly honey, I've had a rough day.'" "Your husband says, 'Me, too.'"

From the Bible

Read: Matthew 27:11-26

Memorize:

"Even fools are thought wise if they keep silent, and discerning if they hold their tongues."
Proverbs 17:28

Main Lesson

In our Bible story today, Jesus was brought before the governor (Pilate) because the people wanted to put Him to death. Jesus had done nothing wrong, but they kept digging to find something to accuse Him of. Has this ever happened to you? Of course none of us are as perfect as Jesus was, but most of us have been falsely accused of something. Some kids get jealous of your success, and so accuse you of something you didn't do so that they can push you back down. Other times, a bully sees you down, and just wants to step on you more. Or maybe it is a sibling of yours that wants to get you back for telling on him/her and sets you up to take the fall for something you didn't do. Whatever the situation, I bet you have been accused of something you didn't do sometime in your past.


In this case, Jesus really had not done anything to deserve the treatment he was receiving. The Bible says that when He was accused, He gave no answer. They pushed Him further, but Jesus still gave no reply. He did not react to those who were bullying Him.

And that is a great response to give those who bully you and falsely accuse you, too! In fact, many bullies will actually give up attacking you when they get no response from you. You see, the most fun part for bullies is your reaction. They love to see you get upset or get angry and lash back. They love it when you fight them or try to get in a war of words. They started it, so they are ready. One of the best things we can do when we are being attacked is to NOT respond. Just like Jesus did to His attackers, we can choose to remain silent and give no reply. This works for internet attacks too! If someone posts a picture of you on Facebook that isn't you, just don't reply! It will go away as fast as it was posted.

Puffer Fish

(Family: Tetraodontidae)

Although we should not react to a bully, a puffer fish does just the opposite. At the first sign of danger, the puffer fish puffs itself up into a spiny ball. Each spine has poison on the tip that is dangerous. That may work in the ocean, but above water, many times the bully is only attacking in hopes for a reaction. If we give them one, they have won! By us NOT puffing up and getting all covered in pokey spines, we cause the attacker to get bored and walk away.



Act It Out!

Puffer fish move by waving their pectoral fins in a figure-8 motion. Use hands or forearms as pectoral fins. Sometimes the body totters to one side or the other and the fish corrects itself. When frightened, the fish puffs its body out. Inhale some air while extending arms up and away to either side and spread feet out fully. Puff cheeks. Continue to wave hands around in figure-8 motions from the wrist.

Some puffer fish live near the coral reefs, sharing the space with other smaller fish. Have some students stand or sit around together as coral formations while others swim around quickly as smaller neighbor fish.

Game

Launching Balloons

Each child needs a balloon. The question is, "Who can blow up the balloon the fastest?" Once the balloons are all blown up and you have a winner, release them just like a puffer fish lets out its air. Make a race of it by seeing whose Puffer fish "swims" the furthest when it is let go.

Snack

Puffer fish: Cut away a quarter of a cantaloupe, and scoop out all the seeds. Using toothpicks, spear a grape and a slice of kiwi to make the eyes. Use the end of the kiwi with all the fuzz for the mouth, attached with a toothpick. Stick toothpicks all over the top and sides of the cantaloupe for the "spines." Skewer different fruits and stick the skewer in the back half of the cantaloupe.



What Would Jesus Do?



Discuss different ways to respond to the big boy who seems to be saying mean things. If the boys are silent, will the tense moment get over with quicker? How can the friends encourage each other that what the big boy said is not the same as what Jesus would say? Encourage the students to do what Jesus would do and believe what He would have said.

Lesson 7:

God Calls Moses

God Wants to Use You!

Roles:

- Moses – holds a mop or broom for his staff
- Bush
- Flames – three children
- God's voice – child with the deepest voice
- Boulders – one or two children on hands and knees
- Two stage hands

Opening Drama

Ideas:

Give Moses a mop or broom for his staff. The stage hands run in to swap the broom for a rope as the snake, then run in to swap them back. Also, have them hold a piece of paper with a weirdly-colored hand on it in front of Moses' hand for leprosy, and have Moses move his hand around to make it more difficult and more fun for the stage hands. Place two children as flames by kneeling under the bush and waving arms up and around. The third child acting as flame stands behind the "bush" waving his arms. Have Moses protest the job by saying things like, "But my shirt is blue! My mustache isn't big enough! I need a taller hat! What if I can't reach the counter? Won't I need a step stool? How will I be able to make peanut butter and jelly sandwiches? Even if I did have a huge mustache, wouldn't the jelly get in it and get it all sticky?" When you get to the part where the Lord's anger burned, when he says "What about your brother, Aaron the Levite?" the boulders tip over away from the bush. The children acting as flames run away at the end, leaving the bush intact.

From the Bible

Read: Exodus 3:1-4:17

Memorize:

"Therefore go and make disciples of all nations, baptizing them in the name of the Father and of the Son and of the Holy Spirit, and teaching them to obey everything I have commanded you."


Matthew 28:19-20a

Main Lesson

God created you and me to go into all the world making disciples of all nations. That is our task, and God wants everyone to get involved. We need to use our gifts and abilities for God, but we need to also stretch ourselves to do things that are not easy or comfortable for us. The God of the universe actually wants to use YOU to reach others for His kingdom!

In today's Bible story, we see Moses being called by God to go back to Egypt to set the Israelites free. God spoke to Moses and gave him an assignment. God had heard the people's prayers, and was prepared to save them. Moses' assignment was to go to Pharaoh, the king of the land to bring God's people out of Egypt. Moses complained that he didn't want this assignment! It was a difficult job to do, but God was making it easier for him. First, God gave him miracles and signs that he could do to show others that he had really heard from the one true God. First he was able to turn his staff into a snake, then grab it by the tail and turn it back to a stick again. Then God had him put his hand into his jacket and when he pulled it out again, it was sickly and covered with leprosy. When Moses put his hand again into his jacket, it came out clean and healed. Finally he was able to turn water into blood. These three signs were special things that God gave Moses to help him with his task. But Moses still complained to God saying, "Please send someone else to do it." The Bible says this made God angry.

What is it that God is calling you to do? It doesn't matter how old you are. God can use you. Maybe He wants you to protect someone at school. Or maybe He wants you to be kind to someone who is from a different social status than you are. Maybe God wants you to speak up about Him in public. Whatever the task God gives you, He will give you the strength to do it. Don't complain like Moses did. Just do it!




Moses may have complained enough to make God angry, but in the end he did what God asked. Honestly our actions do matter most. When it came down to it, Moses obeyed and completed the task that God had given him, even if he did need help from his brother Aaron. Will you please God with your actions?

Lionfish

(Genus: *Pterois*)

Lionfish are very pretty. They have fins that almost look like feathers as they glide through the ocean. But don't be fooled - not only are they very aggressive but they are also VERY poisonous. They might look like they are only for beauty, but they are actually one of the deadliest fish in the sea! What do you look like you are good at? Do you have any secret talents? Are you willing to do something completely different from what you are used to, if God were to ask you? Can you be like the lionfish, gorgeous AND dangerous???



Act It Out!

Lionfish are known for their fin rays. Hold wrists by the face with fingers splayed out to make the fins. The body moves smoothly back and forth.

Play a game of tag with the lionfish. Have the one who's "it" "swim" around the room with arms and legs spread out as far as possible. Whoever gets tagged must become the lionfish and try to tag the other children.

Game

Fish on the Hunt

Have all the children lie down on the floor in sleeping positions (Except one or two fish on the hunt.) Once they are settled, they are not allowed to move. Have the hunter fish swim through the room and try to make the scared fish move by making them laugh, telling them jokes, and so on. However, the hunters are not allowed to touch the fish. Once any fish moves they are tapped and get up and join the hunters. The last child still on the floor wins!

Snack

Hotcake Lion Fish: Make some oval-shaped hotcakes. Then decorate them with caramel sauce and jam. Use raisins for the eyes and make triangle hot cakes for the tails. For a sweeter alternative, make 2 and fill the inside with caramel.



What Would Jesus Do?



How old do you have to be for God to use you? What jobs can a child volunteer to do that would be a blessing to someone else? What jobs are simply responsibilities? If you are paid for doing the work does it diminish the blessing?

Lesson 8:

David, Nabal y Abigail

Take Risks for Others

Roles:

- David
- Two or more of David's men
- Nabal
- Abigail
- Two bags of food – two students
- Two servants
- Donkey
- A few sheep

Opening Drama

Ideas:

Have some sheep tip over then have some of David's men help them back up. Give David and his men some swords: plungers, dust mops, fly swatters, spatulas, and one toothpick. Abigail trips and falls a couple times on the way. Her servants attempt to carry the "bags of food." Tell the children that the bags of food contain hundreds of doughnuts, cupcakes, 2-Liter bottles of soda, popcorn, and bags of chips. The children acting as bags of food may need to help the servants "carry" them. On a cue, have David's men shout, "Charge!" and run toward Nabal with "swords" drawn, bumping into Abigail and her servants, bags of food, and donkeys. Have Nabal act drunk/dizzy then fall dead at the end of the story with his tongue out and his feet up in the air, periodically hollering, "I'm dead!"

From the Bible

Read: 1 Samuel 25

Memorize:

"They triumphed over him by the blood of the Lamb and by the word of their testimony; they did not love their lives so much as to shrink from death."

Revelation 12:11

Main Lesson

There are times when it is important for us to risk ourselves in order to protect others around us. Many times it means sticking up for family members or close friends, even when we don't want to. In today's Bible story, Nabal got himself into a whole lot of trouble with David, the soon-to-be king. But we can see that Abigail hurried out to meet David and protect her husband from being killed. She worded it however, as though she was protecting David from getting blood on his hands. In fact David was grateful! She saved her husband's life and both sides had a win! What kinds of situations arise in your life where you are needed to help someone else? One obvious situation would be when you come across a bully who is beating up another kid, or just like this Bible story, on his way to beat up the other kid. Can you do something to stop him, even to the point that he is actually grateful to you? Abigail brought a bunch of gifts. Maybe you could offer something in exchange, and treat him respectfully. Then point out that the teacher was watching, and that you saved him/her from getting in trouble? What other things could you do to protect someone else? Do you think Abigail's life was at risk when she went out to meet all those soldiers charging her home?

Jellyfish

(Phylum: Cnidaria)

Jellyfish are very dangerous with their stinging cells. Just like in the movie "Finding Nemo," swimming into a bunch of Jellyfish could be your death! But Jellyfish provide habitat for many juvenile fish in areas where there are not many places to hide. They protect the small fish from being eaten by predators with their stinging cells. Can you protect others just like a Jellyfish?



Act It Out!

Jellyfish swim by swooshing water with their bodies. Hold arms out in a downward curve on either side. To push forward, tilt to a side, push arms down while moving your body up and stepping toward that side. Then reset for the next stroke by curving the arms back up and lowering the body slightly. Have all the children acting as jellyfish to form a group of jellyfish. Then have some other students try to get across the room without touching the jellyfish. The jellyfish cannot reach out to touch anything, but they can bump into each other slowly.

Game

Jellyfish Relay

Set up an obstacle course in the space you have. Make obstacles that have names like areas in the sea. For example you could have a coral field – a bunch of chairs that they need to zig zag through. Also, an underwater cave, - a large box they have to crawl through. A jelly fish swarm: hang crepe paper strings from the ceiling that they have to "swim" through. Use your imagination to make more. Then have the children go through the course.

Snack

Jelly Fish: Cut pieces of hotdog about 1 ½ inches long and another slice about ½ inch long. Push uncooked spaghetti noodles through both slices of hot dog as shown. Cook in boiling water until noodles are tender.



What Would Jesus Do?



Discuss what might happen to the boy who is starting a fight that will be photographed and could end up in a Facebook post. Could the boy on the right have stopped him and saved him the embarrassment of being attacked by other people on Facebook? Could he have been saved from his parents and school officials seeing the post and punishing him? What might the girl have said?

Lesson 9: Paul and Barnabas

Be a Witness and Evangelize

Roles:

- Paul
- Barnabas
- Boat – two students
- Obstacle course – students on hands and knees, standing in the way, and arches, etc.
- Sergius Paulus
- Bar-Jesus/ Elymas
- Pillars, chairs, end tables with plants

Opening Drama

Ideas:

Place Paul and Barnabas in between the two students acting as the boat. Have them cross a small space in swoopy, back-and-forth movements like a boat. Have Paul and Barnabas vomit over the side of the “boat” a few times. When they “land,” Paul and Barnabas act dizzy and try to hug the ground saying, “Ground! Solid ground!” Have them make figure-8s, loops, and go up and down the classroom and through the human obstacle course on their way to Paphos. Place the students acting as pillars, chairs, end tables with plants, etc. in the proconsul’s quarters for Elymas to trip over and bump into while blind at the end of the story.

From the Bible

Read: Acts 13:1-12

Memorize:


“But you will receive power when the Holy Spirit comes on you; and you will be my witnesses in Jerusalem, and in all Judea and Samaria, and to the ends of the earth.”

Acts 1:8

Main Lesson

We learned earlier that God has asked us to go into all the world to make disciples. Many people consider this “missions”; where you leave your home country and go live somewhere different in order to share the Gospel with them. This is true and is a wonderful thing to do! God is constantly looking for people who are willing to leave what they know and GO! But we can also be witnesses in our own countries. In today’s Bible story, Paul and Barnabas were sent together to go out witnessing about God to others. Going out in groups of two is a good idea, so that you are not alone, but can encourage each other in-between each encounter. You might find difficulties along the way, just like they did, but you might also have successes like Paul and Barnabas did, too!


Sometimes we have “outreaches” where you go in a larger group, and basically put on a church service in the street. As children, you can also get involved. What about putting on your Sunday school class in a park in your neighborhood after you have learned the lesson and activities? Make sure to bring an adult along, but try to do the teaching yourself! Other kids playing in the park will love the idea of a planned activity, and a craft or snack, and then you can share the Bible with them. It takes courage, but it also causes you to grow and learn more. God wants us to make disciples, so why not start when you are young?



Seahorse

(Genus: Hippocampus)

Seahorses do not like to be alone. They prefer to swim in pairs. In fact, they swim with their tails linked to help them stay together! They are weak swimmers so they also use their tails to hold onto coral so they won't float away. Are there times when you feel like the current of your life could send you floating away? Wouldn't it help if you linked up with another person? Let's be friendly and go out in pairs, just like the seahorses!



Act It Out!

The seahorse swims mostly upright with a curled tail and small fins constantly rippling to keep them up. Stand on one foot and hold the other foot up, bending at the knee. Hold hands behind back and wave them quickly. Extend neck in the back and hold head down. Sometimes the seahorse grabs onto a branch of seaweed with its tail. Have the students try to hold on to furniture with their feet. Also, have the students pair-up and try "swimming" with legs linked.

Seahorses love seaweed. Have some children stand around the room with their elbows bent, holding their hands up and waving their fingers slowly.

Game

Keep the Seahorse Afloat

Use one round balloon and draw a sea horse on it. Then give each child a green long skinny balloon (the kind you use to make balloon animals). Have the children lay on the floor. The goal is to not let the sea horse touch the floor using only the "seaweed" balloons.

Snack

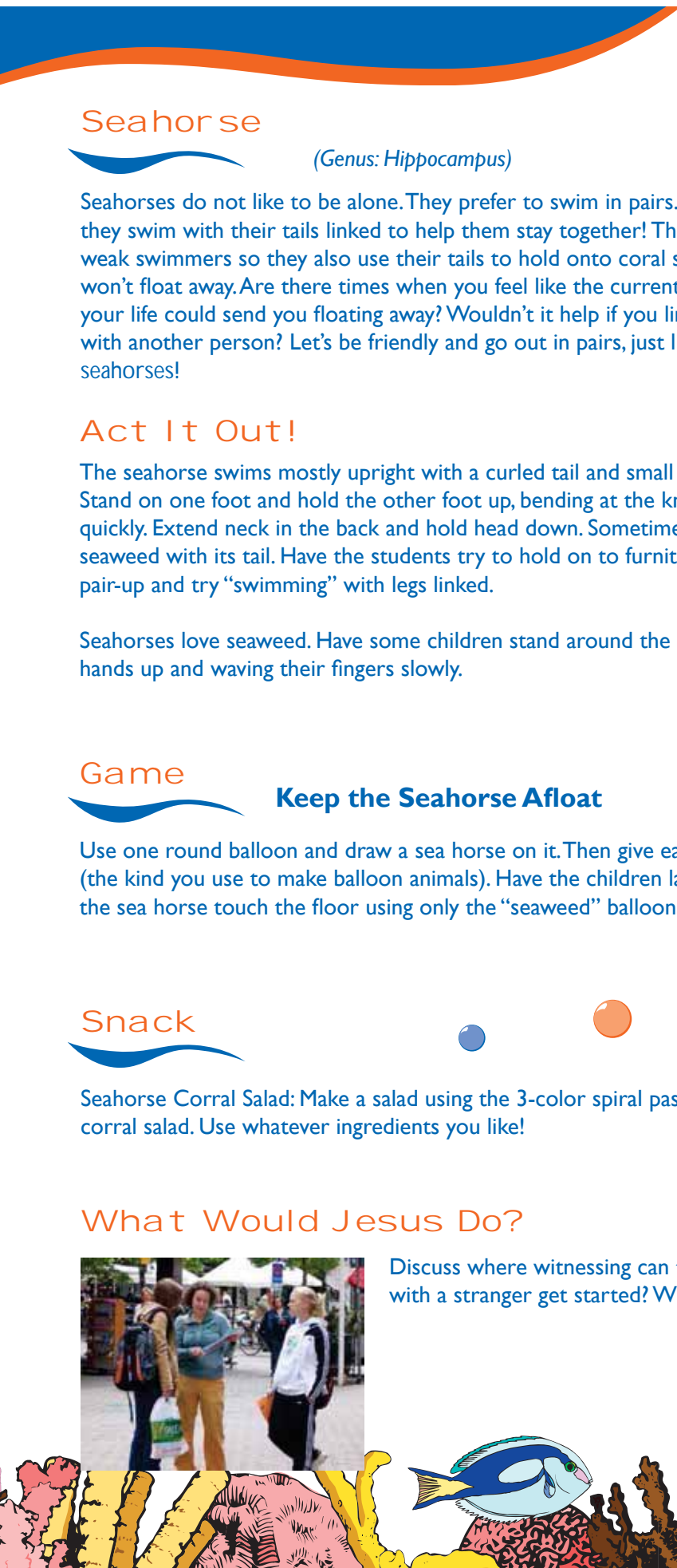
Seahorse Corral Salad: Make a salad using the 3-color spiral pasta. Call it corral salad. Use whatever ingredients you like!



What Would Jesus Do?



Discuss where witnessing can take place. How could a conversation with a stranger get started? What would be important to include?



Lesson 10:

David Cuts Saul's garment

Don't Retaliate

Roles:

- Saul
- David
- David's men – at least one
- Saul's men – as many as you want
- An arch into the cave – two children facing each other with arms up and together
- Toilet – two students kneeling (or use a chair)

Opening Drama

Ideas:

The children acting as arches grab passersby and move them back and forth, chanting, "Into the cave you want to go; into the cave you go!" Have David's men call David a chicken for not attacking Saul. Give David a pair of scissors and a piece of paper to cut near the ground by Saul. At every little sound, have Saul look around and say, "Wh-what was that?" David pauses for a second, then continues cutting. Saul says things like, "Wh-where are you? Hey! Is that one of my men? Can't you see I'm busy here!!! Wait, maybe it's not one of my men. Eek! Maybe this cave is full of bats. Maybe it's full of bears!! Yikes! I'm out of here!"

Main Lesson

In today's Bible story, King Saul wanted to kill David because God had anointed David to be the next King. Saul didn't want to give up his throne, and so his solution was to chase David down and kill him! One day David and his men were hiding in the back of a cave, and the Bible says that King Saul and his men stopped there, and the king went into the cave to go to the bathroom! He was all alone, and at the mercy of all those soldiers in the back of the cave. David snuck up and cut a piece off the cloak of the king, but felt conviction from God that he should not lay hands on him. Even though Saul was being very bad by trying to kill David, God did NOT want David to retaliate and kill King Saul. After all, he was still the king. It is interesting that David wasn't allowed to do the same thing to Saul as Saul was doing to David. Has this ever happened to you? Someone at school is doing something to you, and when you turn around and do the very exact same thing to them, YOU end up getting in trouble! How does this work? Why can't we just retaliate in the same way? If they are doing something, they deserve that we do it back to them! Don't they? But I guess in this story we learn that NO, we cannot retaliate, even if they started it. You see God cares about who we are on the inside. It doesn't matter how people treat you. God cares how you treat others. You are not responsible for their actions, but only for your actions. The good news is that God says that HE will retaliate for you! YES. In the end, all things will be made fair. Not in our lifetimes, but in heaven. God promises that he will be just and we will be rewarded for our good behavior. God will take vengeance for us, so that we do not have to. So we can just relax and let people do whatever they want. They will indeed get in trouble for it someday, if not here on earth, in heaven. But God is watching what we do, and we will also get in trouble if we retaliate back. EVEN if it is exactly what they did to us, and they started it! Our memory verse mentions that we can actually win crowns, but that others can take them from us if we are not careful. Let's not let anyone take our crown, but constantly treat others the way God wants us to. EVEN if they start a fight, we can refuse to retaliate!


From the Bible

Read: 1 Samuel 24

Memorize:

"I am coming soon. Hold on to what you have, so that no one will take your crown."

Revelation 3:11



Goldfish

(*Carassius auratus*)

It has been proven that goldfish have about a 30-second memory when taught to do a maze. However it seems that the most fish can remember the same maze for about 5 months. So, compared to other fish in the ocean, the goldfish have pretty a short memory span. How can having a short memory span help you not retaliate against others? Is it possible for you to just forget the wrong, and move on with life just like a goldfish?



Act It Out!

Goldfish move quickly in typical fish movements. They also don't have a very good memory. Have the students "swim" around as goldfish, introducing themselves to each other every time they meet.

After the initial fish acting, separate a few goldfish from the rest. Then have the rest of the students hold hands in a circle, making a fish bowl. Then have the goldfish try to get out of the bowl and into the ocean. Have children take turns being the fish and the bowl.

Game

Goldfish Swap

Divide your group into two teams and make sure you have plenty of space to move fast. Each team needs 2 bowls (plastic is best). The bowl at one end of the room is full of paper fish, and the other bowl at the other end of the room is empty. Each player must "hook" a fish with a straw. This is done by putting the straw in the mouth and sucking on the straw to hold the fish to the straw with no hands. Whichever team swaps their fish from one bowl to the other first wins.

Snack

Goldfish: Slices of orange form the body, and slices of carrot form the tail fin. Use a piece of strawberry for the lips and a raisin cut in half for the eye. If you have blueberries they would be cute bubbles, but are not necessary.



What Would Jesus Do?



These kids look pretty angry. What was said to make them feel like that? How could they have refused to retaliate?

Lesson 11: The Escape to Egypt You Have Control

Roles:

- Joseph
- Mary
- Donkey
- Angel
- Baby Jesus – have the oldest or tallest student play the baby
- Signposts
- Herod
- Two of Herod's soldiers/agents

Opening Drama

Ideas:

Allow some silliness between Mary, the donkey, and the tallest student acting as baby Jesus. Place students randomly around the room as talking sign posts, pointing and saying, "Egypt that way," in whichever direction they want. Have Mary and Joseph take a wrong turn and end up back where they started. Then they have to go around again, finally ending in the corner of the room denoting Egypt. Herod summons his soldiers and says, "We have a problem. Go to Bethlehem and deal with it!" "Uh, okay boss." As they leave the scene, the soldiers say to each other, "What do you think we should do?" "Uh, I don't know." "Maybe we should push people until they tip over." "Hahaha! Yeah, I like that." "But that wouldn't take care of the problem. Maybe we should make picket signs and march around." "Uh, what should the picket signs say?" "Um, I dunno, maybe 'More peanut butter! Less jelly!'" "Uh, yeah, but that wouldn't solve the problem either." "Oh, no, it wouldn't. What do you wanna do then?" "Dunno. We'll think of something." "At least with the picket signs, I get more peanut butter." "True that. But I would rather have more jelly than peanut butter."

From the Bible

Read: Matthew 2:13-18

Memorize:

"Flee the evil desires of youth and pursue righteousness, faith, love and peace, along with those who call on the Lord out of a pure heart."

2 Timothy 2:22


Main Lesson

Mean people can be so frustrating because they can make us feel as though we have no control. If we are pinned down, we feel unable to move or run away. If someone takes our lunch money, we go hungry at lunchtime, and it feels as if there is nothing we can do about it. But actually we do have control. We can avoid certain routes home from school, or avoid certain areas of the playground. And we can follow God's example of just leaving the situation. Today's Bible story is on Joseph's escape to Egypt at the prompting of God. You see, Herod was so angry about the Magi's tricking him, that he wanted to do something drastic. He was afraid of the baby that people said was "The King of the Jews" and so he wanted to have that baby killed! Herod actually wanted to kill Jesus! Now that is some mean bullying! There are times when a bully actually wants to hurt you or others. But we DO have control. We can leave the situation, just like Joseph did to save Jesus.

Octopus

(Order: Octopoda)

Because an octopus has no bones, they can escape through very small holes for their body size. Octopuses are able to change their color and shape in order to escape from predators. However, they also are amazing at holding their ground if they need to because of the hundreds of suction cups on their arms and their amazing strength. Octopuses actually have control! They can leave any situation, or they can suction-cup down and stay put. Are you strong enough to do either? Can you hold your ground, or just leave the situation?



Act It Out!

Octopuses have freely moving limbs and a flexible body. To move, they propel water through their bodies, and their limbs pull together to help them move smoothly through the water. When not propelling in any direction, wobble arms and legs and body every which way. When moving, "push" with your arms and legs while moving backward.

Octopuses like to live in caves. Have several children line up in two lines facing each other and form arches. Then have the students acting as octopuses swim through the archway. When they reach the end, they form the other end of the arch, and the students at the start of the arch turn into octopuses and swim through.

Game

Octopus Game

Make two goals about 20 feet apart using string or tape on the floor. Pick a child to be the "octopus" and stand in the middle of the "ocean," the space between the two goals. The rest of the children are "fish" and need to line up behind one of the goal lines. The octopus yells "swim fish!" All the "fish" run across the ocean to the other goal without getting caught. Whoever the octopus tags becomes an "arm" of the octopus, and holds hands with the octopus for the next round of the game. For each round of play, the octopus's arms get longer and longer until no children remain.

Snack

Hot Dog Octopus: Slice 2/3 up the hotdog making eight legs. Boil the hotdogs and then use ketchup or mustard to make the faces. For the water, cook Ramen noodles according to the package directions, drain and stir in green or blue food coloring.



What Would Jesus Do?



What might have been happening or being said in the group to create the feelings they are showing? Do you think it's a sign of being a coward to simply walk away? Why or why not? By walking away and appearing not to care did the boy defuse the situation?



Lesson 12:

Joseph Forgives His Brothers Forgive Others

Roles:

- Joseph's attendant
- Joseph
- Reuben
- Benjamin
- Another brother or two
- Jacob
- Slave drivers
- Potiphar

Opening Drama

Ideas:

Have the student playing Jacob bend over, move slowly and talk like an old man. Have him forget what he is talking about mid-sentence. When Joseph meets Benjamin, have them make a big scene by hugging and wailing loudly. Joseph's attendant enters in the last dinner scene right before Joseph says, "Have everyone leave my presence!" then immediately turns around and leaves.

Main Lesson

Life can be difficult sometimes. We have covered different situations of bullies, but sometimes we are not really bullied, just hurt by someone. Sometimes a good friend hurts us, and sometimes someone we don't even know. God wants us to forgive others when they offend us. It is difficult to do, but it is part of being a Christian. In fact, the more you can forgive, the better off your own life will be. When you choose not to forgive someone, and think you are putting them into a prison, the one behind bars is actually yourself! It's true. As long as you hang onto those pains, you will find yourself all tied up. In today's Bible story, Joseph had been really mistreated. His very own brothers had thrown him into a deep well, and then sold him as a slave to strangers who were passing by. He lost everything he had on that fateful day, including his freedom. But God had a purpose for his slavery. Joseph ended up living down in Egypt, where he became the highest governor in the land! This was because God wanted to use him to save everyone from a terrible famine. In the end, his own family traveled to Egypt to buy food, and he was able to see them again! What do you think he did? Did he try to kill them? No! Did he let them starve? NO, he gave them lots of food! In fact, he shed tears of joy as he saw his brothers again. Joseph did play several tricks on them, but it was to test them to see if they had changed. He wanted to know if they would protect his little brother from harm, instead of what they had done to him. In the end, Joseph forgave his own brothers for selling him into slavery. Now that is a huge deal. Could you forgive someone for what they did to you, too?

Game

Whale Talk

Have all the children sit in a line. Think up a fun sentence and whisper it into the ear of the first child in line. He has to whisper it to the next kid and so on. The fun part is that you have to use "whale talk" - that means think of a funny accent like a whale would talk. Similar to what Dory did in the movie "Finding Nemo." When the last person hears the sentence they repeat what they heard to the whole group for some fun laughs.

From the Bible

Read: Genesis 37:12-36, 42, 45

Memorize:

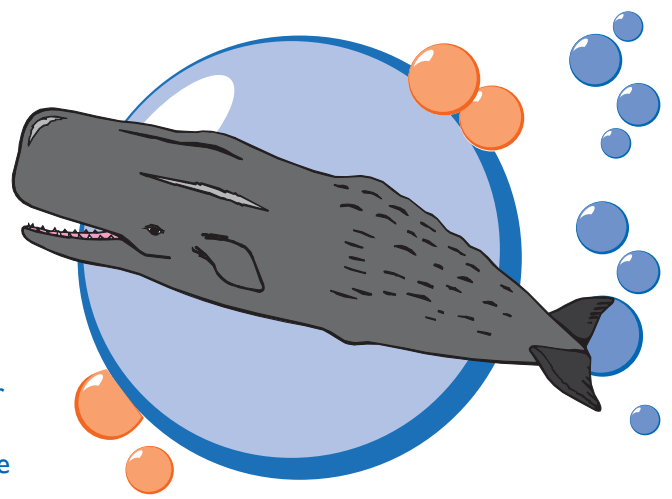
"But if you do not forgive others their sins, your Father will not forgive your sins."
Matthew 6:15



Sperm Whales

(*Physeter macrocephalus*)

Sperm whales are not known for forging bonds with other species, but it was observed that a bottlenose dolphin with a spinal deformity had been accepted into a pod (family) of sperm whales. At a time when sperm whales normally don't connect with others, they brought one into their own group who wasn't even from their species. Can you make a connection to forgiveness? Could you get over prejudices and pains to include someone else? Can you forgive those who would not include you? The members of a sperm-whale pod protect the young, the sick and the injured. Could we learn from these fabulous creatures?



Act It Out!

Sperm whales are known for their size and their big heads. Make the top of the head with one arm by holding the elbow up and the hand down. Then use the other forearm to make the little mouth. Stand on one foot and move the other foot up and down to "swim." Also, Sperm whales sometimes like to turn sideways. Try turning sideways without falling over.

Be sure to include the lonely bottlenose dolphin in the whale pod. The dolphin moves its body much more quickly.

Sperm whales are also known for diving deep in search of squid. Play a game of tag with one student acting as the whale and the other students acting as squid. The squid will move in a similar way to the octopus from last week. Have one corner of the room be the surface of the ocean and the other corner the ocean floor. The sperm whale must go up for breaths every now and then.

Snack

Apple Whale: Using a knife cut an apple in half and slice off the bottom. Remove any seeds. Cut smaller ovals for the tail. Pour some sort of round cereal under the whale like bubbles. Using a small amount of cream cheese, place some of the cereal above the whale as shown for the water coming out of the blow hole. Use the cream cheese to paste on some eyes using blueberries or pieces of raisins, slice a very small half circle from a strawberry and glue it on with cream cheese for the mouth.



What Would Jesus Do?



In this picture the brothers/sisters are forgiving each other. What might have been said or done that caused hurt? Who started the reconciliation?



Lesson 13: David and Goliath

Be a Public Christian

Roles:

- Jesse
- Two sheep
- Eliab
- Random guys 1, 2, and 3
- David – use one of the smallest children.
- Saul
- Goliath

Opening Drama

Ideas:

Have Jesse hand David a slice of bread and some cheese. David hands the cheese to Eliab who says, “Hey, little bro, you brought me some... hey!” as David runs off to talk to random guy 1. David talks with his mouth full with a whole piece of bread (or more until he is not understandable). Try to have him say things with lots of F’s and P’s to maximize the crumbs flying from his mouth. Random guy 3 goes and tells Saul, “There’s a kid who’s going around talking with his mouth full!” “So?” “And he is saying, ‘Who is that guy to defy the armies of the living God?’” “What guy?” “Goliath!” “Oh, what? Really? Bring him here, and give him some more bread!” Saul hands David armor pieces to put on, like a pot for a helmet, a fly swatter for a sword, some really big shoes and pants, a pan lid as a shield, a big shirt or coat, and a mustache (felt with tape). Goliath walks around with a mop and a garbage can lid, talking with a big, deep voice.

From the Bible

Read: 1 Samuel 17

Memorize:

“Whoever acknowledges me before others, I will also acknowledge before my Father in heaven. But whoever disowns me before others, I will disown before my Father in heaven.”
Matthew 10:32-33


Main Lesson

Sometimes you and I can get scared and not want to mention that we are Christians at school or in public places. But God wants us to be brave and not care what others think. David was a good example for us in today’s Bible story where he took on Goliath. You see, Goliath had been mocking God’s people and God himself. But David stood up against him, even though he was a giant, and said, “You come against me with sword and spear and javelin, but I come against you in the name of the LORD Almighty, the God of the armies of Israel, whom you have defied. This day the LORD will deliver you into my hands, and I’ll strike you down and cut off your head. This very day I will give the carcasses of the Philistine army to the birds and the wild animals, and the whole world will know that there is a God in Israel. All those gathered here will know that it is not by sword or spear that the LORD saves; for the battle is the LORD’s, and he will give all of you into our hands.” (1 Samuel 17:45-47) As David said this publically, he was admitting before everyone that not only was he a Christian, but that he was willing to trust God and openly protect God’s name. What would you do if others around you started bashing God and saying bad things about him? Would you boldly stand up for God? Would you speak up as a Christian? That is exactly what God wants us to do. In fact, Jesus said in today’s memory verse that if we want God to know us when we get to heaven, we had better acknowledge him down here on earth. God does not want us to be closet Christians, denying that we know Him when in public. Are you a bold Christian or a closet Christian? Let’s be courageous like David and stand up for God publically.

Royal Dottyback

(Pictichromis paccagnellae)

Although small, only growing up to 3 inches, the Royal Dottyback is not a fish that other fish like to mess with. It is very territorial, and when kept in an aquarium it will go head-to-head with a bigger, stronger fish to keep its territory. Are you willing to go up against someone stronger, larger or more powerful when you know it is the right thing to do? Let's learn from the Royal Dottyback, who is small in size, but large in courage!



Act It Out!

Royal Dottyback fish move their pectoral fins almost constantly, but the fish itself moves through the water in quick, jerky movements.

If you provide a snack for the children, have them swim around the room in small, quick movements between quick bites.

Game

Blow the Fish

Cut some small fish out of newspaper, one for each child. Have the children line up, giving each child a newspaper fish. Line the children along a wall, and make a finish-line across the room. The children are the waves and they have to get the fish across the finish line by blowing the fish with their mouths!

Snack

Royal Dottyback Fish: Use a cupcake liner and place a rounded scoop of ice cream in each paper. Use kiwi or orange slices to make the tail fin and the top fin. Use small pieces of cantaloupe to make the side fins. Use round cereal to make the eyes and mouth.



What Would Jesus Do?



Standing up for God can happen anywhere. What might the boy be telling the neighbor kids who came over about God, or his Sunday school class, or the prayers that he had answered recently?

An evangelistic VBS from Children Count



Sheriff's Hacienda

An evangelistic VBS

Where kids discover the road to salvation,

memorizing a series of verses known as the "Romans Road."

www.Children-Count.com/Sheriff



13332

Teacher Sub 1 English

DK Editorial Pro-Visión A.C. / www.children-count.com
We are located in Mexico.
international@children-count.com

